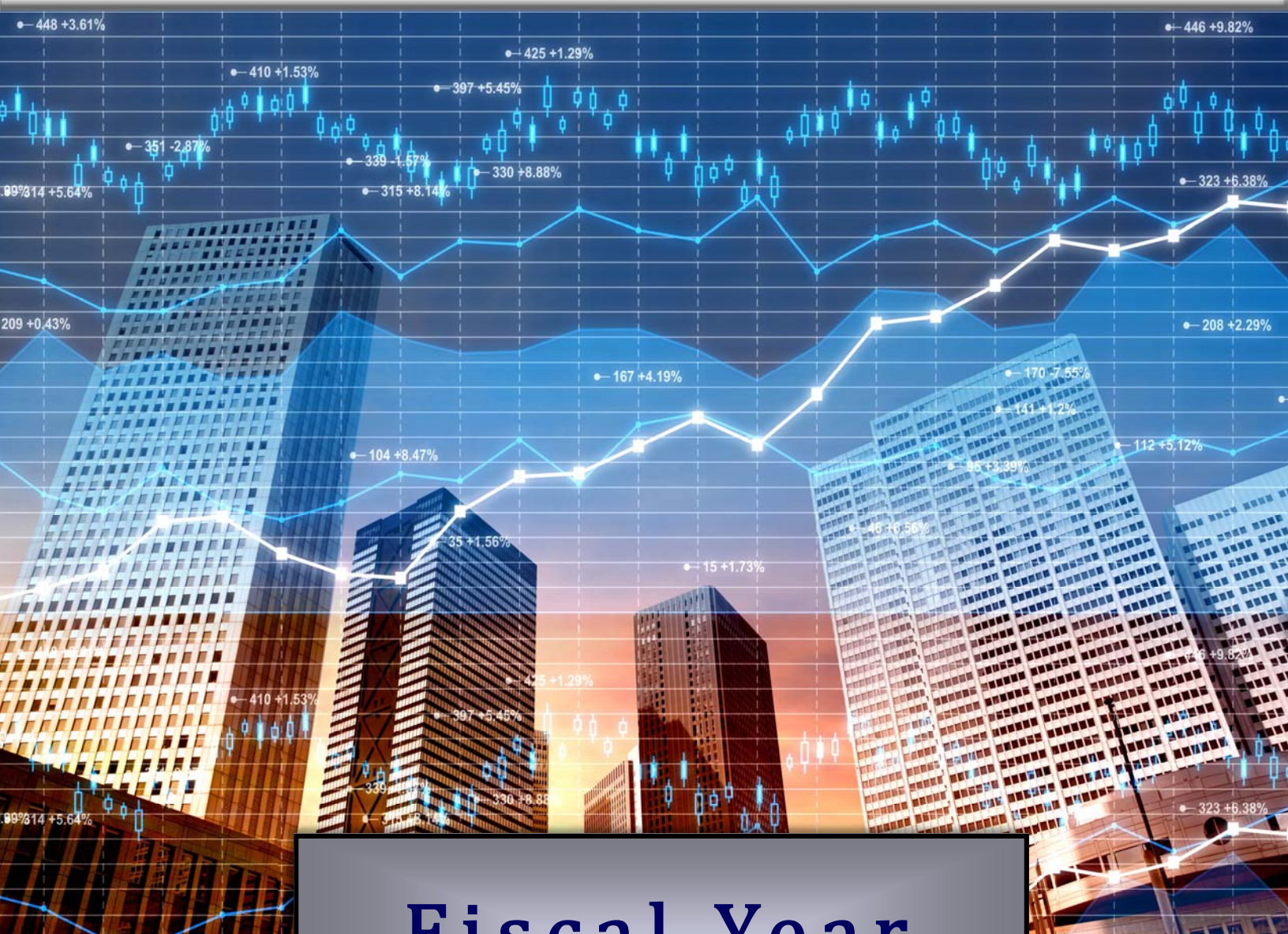


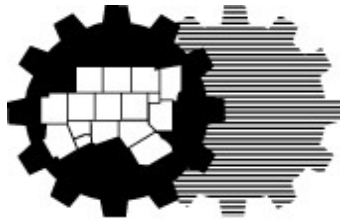
North Central Texas Council of Governments

Annual Fiscal Program



**Fiscal Year
2018-2019**

2018 – 2019



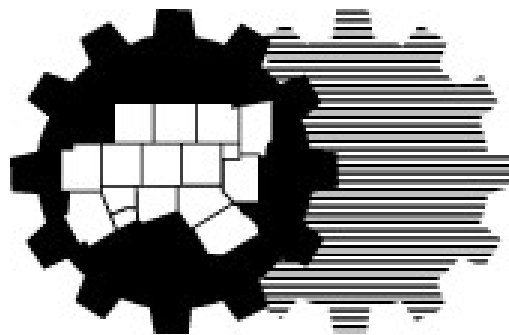
Annual Fiscal Program

**North Central Texas
Council of Governments**

R. MICHAEL EASTLAND
Executive Director

MONTE C. MERCER
Deputy Executive Director

P.O. Box 5888
Arlington, TX 76005-5888
(817) 640-3300
(817) 640-7806 (fax)
www.nctcog.org



**North Central Texas
Council of Governments**

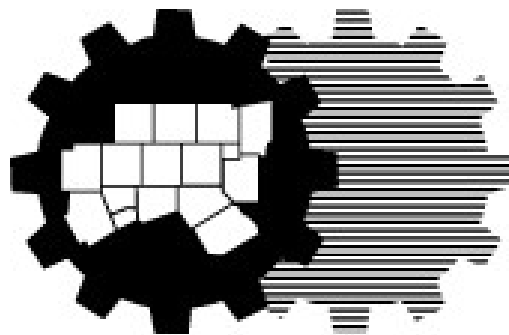
TABLE OF CONTENTS

THE FISCAL YEAR 2018-2019 FISCAL PROGRAM

Mission Statement	1
Map of Region	2
Member Governments.....	3
Executive Board and Administrative Staff	5
Organizational Chart.....	6
Budget Message	7
Summary of Fund Availability and Program Expenditures	11
Fund Availability by Source	12
Expenditures by Objective	13
Actual and Estimated Revenues History	14
Revenues by Source History	15
Membership Dues.....	16
Staffing Summary	17
Budget Summary	18
Funding Summary	19

THE FISCAL YEAR 2018-2019 WORK PROGRAM

Agency Management	21
Agency Administration	25
Public Affairs	29
Research and Information Services	33
Community Services	41
Area Agency on Aging	55
Regional 9-1-1	59
Environmental & Development	63
Transportation	67
Workforce Development	79
Emergency Preparedness	83
Public Employee Benefits Cooperative	87



**North Central Texas
Council of Governments**

Mission Statement

We are an association of, by, and for local governments. We assist our members in planning for common needs, cooperating for mutual benefit, and recognizing regional opportunities for improving the quality of life in North Central Texas.

North Central Texas Council of Governments



Values:

REGIONALISM

We believe regionalism is the cornerstone of our existence, and that our unique regional perspective provides us the vantage point to address issues that extend beyond traditional boundaries. It is our goal to be the catalyst for building consensus from diverse viewpoints and maximizing regional unity.

GOVERNANCE

We feel that policy decisions are best made by the level of government closest to the people. Therefore, we directly involve local governments in our decision-making process, which is made up of an executive board of local elected officials and regional citizens with support from numerous study, technical, and policy committees.

SERVICE

We seek to provide high quality service to our members. Our charge is to work with our local governments and other service providers to identify the most useful and beneficial plans, services, and products to satisfy their needs, and, then, to provide them in a courteous and timely manner.

EMPLOYEES


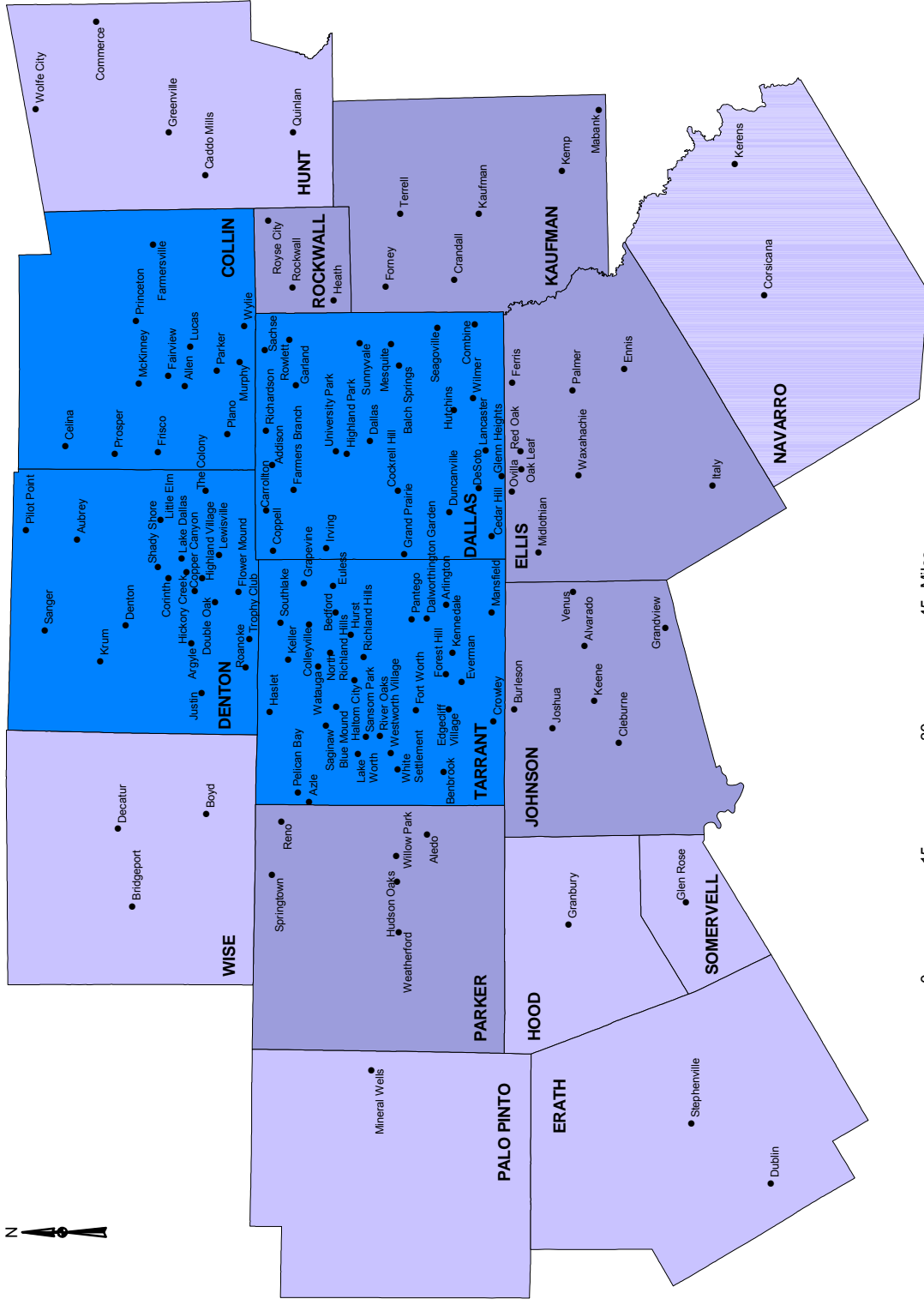
We value our employees and respect both individual excellence and dedicated teamwork. We support the principles of professional development, fair and consistent personnel practices, and competitive compensation.

ETHICS

We maintain the highest standards of professional integrity in providing competent, technically sound products and services. Honesty and impartiality are minimum standards for all our dealings with our members, the general public, other agencies, and each other.

INNOVATION

We recognize that our members are best served by our ability to anticipate the consequences of dynamic change. We, therefore, will help local governments find innovative solutions to both existing and future challenges facing North Central Texas.



**NORTH CENTRAL TEXAS COUNCIL OF GOVERNMENTS
MEMBER GOVERNMENTS (236)**

Counties (16)

**Collin
Dallas
Denton
Ellis
Erath
Hood**

**Hunt
Johnson
Kaufman
Navarro
Palo Pinto
Parker**

**Rockwall
Somervell
Tarrant
Wise**

Cities (169)

**Addison
Aledo
Allen
Alvarado
Alvord
Angus
Anna
Annetta
Argyle
Arlington
Aubrey
Aurora
Azle
Balch Springs
Bartonville
Bedford
Benbrook
Blooming Grove
Blue Mound
Blue Ridge
Bridgeport
Burleson
Caddo Mills
Carrollton
Cedar Hill
Celeste
Celina
Chico
Cleburne
Colleyville
Combine
Commerce
Coppell
Copper Canyon
Corinth
Corsicana
Crandall
Cross Timbers
Crowley
Dallas
Dalworthington Gardens
Decatur
Denton
DeSoto
Dish**

**Double Oak
Dublin
Duncanville
Edgecliff Village
Ennis
Eules
Everman
Fairview (Collin)
Farmers Branch
Farmersville
Ferris
Flower Mound
Forest Hill
Forney
Fort Worth
Frisco
Garland
Glenn Heights
Glen Rose
Gordon
Graford
Granbury
Grand Prairie
Grandview
Grapevine
Greenville
Hackberry
Haltom City
Haslet
Heath
Hickory Creek
Highland Park
Highland Village
Hudson Oaks
Hurst
Hutchins
Irving
Italy
Josephine
Joshua
Justin
Kaufman
Keene
Keller
Kemp**

**Kennedale
Kerens
Krugerville
Krum
Lake Bridgeport
Lake Dallas
Lake Worth
Lakewood Village
Lancaster
Lavon
Lewisville
Little Elm
Lucas
Mabank
Mansfield
McKinney
McLendon-Chisholm
Melissa
Mesquite
Midlothian
Milford
Millsap
Mineral Wells
Murphy
New Fairview
New Hope
Newark
Northlake
North Richland Hills
Oak Point
Ovilla
Pantego
Paradise
Parker
Pecan Hill
Pilot Point
Plano
Ponder
Princeton
Prosper
Quinlan
Red Oak
Reno
Rhome
Richardson**

**NORTH CENTRAL TEXAS COUNCIL OF GOVERNMENTS
MEMBER GOVERNMENTS (236)**

Cities (169) - continued

**Richland Hills
Rio Vista
River Oaks
Roanoke
Rockwall
Rowlett
Royse City
Runaway Bay
Sachse
Saginaw
Sanger
Sansom Park**

**Scurry
Seagoville
Southlake
Springtown
Stephenville
Sunnyvale
Talty
Terrell
The Colony
Trophy Club
University Park
Venus**

**Watauga
Waxahachie
Weatherford
West Tawakoni
Westworth Village
White Settlement
Willow Park
Wilmer
Wolfe City
Wylie**

School Districts (23)

**Arlington ISD
Birdville ISD
Cedar Hill ISD
Cleburne ISD
Denton ISD
Duncanville ISD
Farmersville ISD
Fort Worth ISD**

**Garland ISD
Grand Prairie ISD
Greenville ISD
Hurst-Euless-Bedford ISD
Irving ISD
Kaufman ISD
Lewisville ISD
Mansfield ISD**

**Mesquite ISD
Midlothian ISD
Plano ISD
Richardson ISD
Rockwall ISD
Terrell ISD
Weatherford ISD**

Special Districts (28)

**Acton Municipal Utility District
Benbrook Water and Sewer
Authority
Central Appraisal District of
Johnson County
Collin County Central
Appraisal District
Dallas Area Rapid Transit
Dallas County Community
College District
Dallas County Flood Control
District #1
Dallas County Park Cities
Municipal Utility District
Dallas County Utility &
Reclamation District**

**Dalworth Soil & Water
Conservation District
Denton County Fresh Water
Supply District #1A
Denton County Fresh Water
Supply District #6/7
Denton County Fresh Water
Supply District #10
Denton County Transportation
Authority
Hunt Memorial Hospital
District
Johnson County Special Utility
District
Lake Cities Municipal Utility
Authority**

**Metropolitan Area EMS
Authority
Northeast Texas Rural Rail
Transportation District
North Texas Municipal Water
District
North Texas Tollway Authority
Tarrant County Regional Water
District
Trinity Metro
Trinity River Authority
Trinity River Vision Authority
Trophy Club Municipal Utility
District #1
Weatherford College
Wise County Water Control &
Improvements District**

NORTH CENTRAL TEXAS COUNCIL OF GOVERNMENTS

2018- 2019 EXECUTIVE BOARD

President
Kevin Strength
Mayor
City of Waxahachie

Vice President
J.D. Clark
County Judge
Wise County

Secretary-Treasurer
Ray Smith
Mayor
Town of Prosper

Past President
Tom Lombard
Councilmember
City of North Richland Hills

Director
Clay Jenkins
County Judge
Dallas County

Director
B. Glen Whitley
County Judge
Tarrant County

Director
Keith Self
County Judge
Collin County

Director
Bobbie Mitchell
Commissioner
Denton County

Director
David Sweet
County Judge
Rockwall County

Director
Richard Stopfer
Mayor
City of Irving

Director
Lee Kleinman
Councilmember
City of Dallas

Director
Kelly Allen Gray
Councilmember
City of Fort Worth

Director
Curtistene McCowan
Mayor
City of DeSoto

Director
Kathryn Wilemon
Councilmember
City of Arlington

Director
Tito Rodriguez
Councilmember
City of North Richland Hills

Director
Nick Sanders
Mayor
Town of Trophy Club

Director
Paul Voelker
Mayor
City of Richardson

Ex Officio Nonvoting Member
Ron Simmons
Member of the Texas Legislature

Executive Director
R. Michael Eastland

General Counsel
William P. Remington

ADMINISTRATIVE STAFF

Deputy Executive Director
Monte Mercer

Director, Transportation
Michael R. Morris

Director, Research and Information Services
Tim Barbee

Director, Environment and Development
Edith Marvin

Director, Emergency Preparedness
Molly McFadden

Director, Area Agency on Aging
Doni Greene

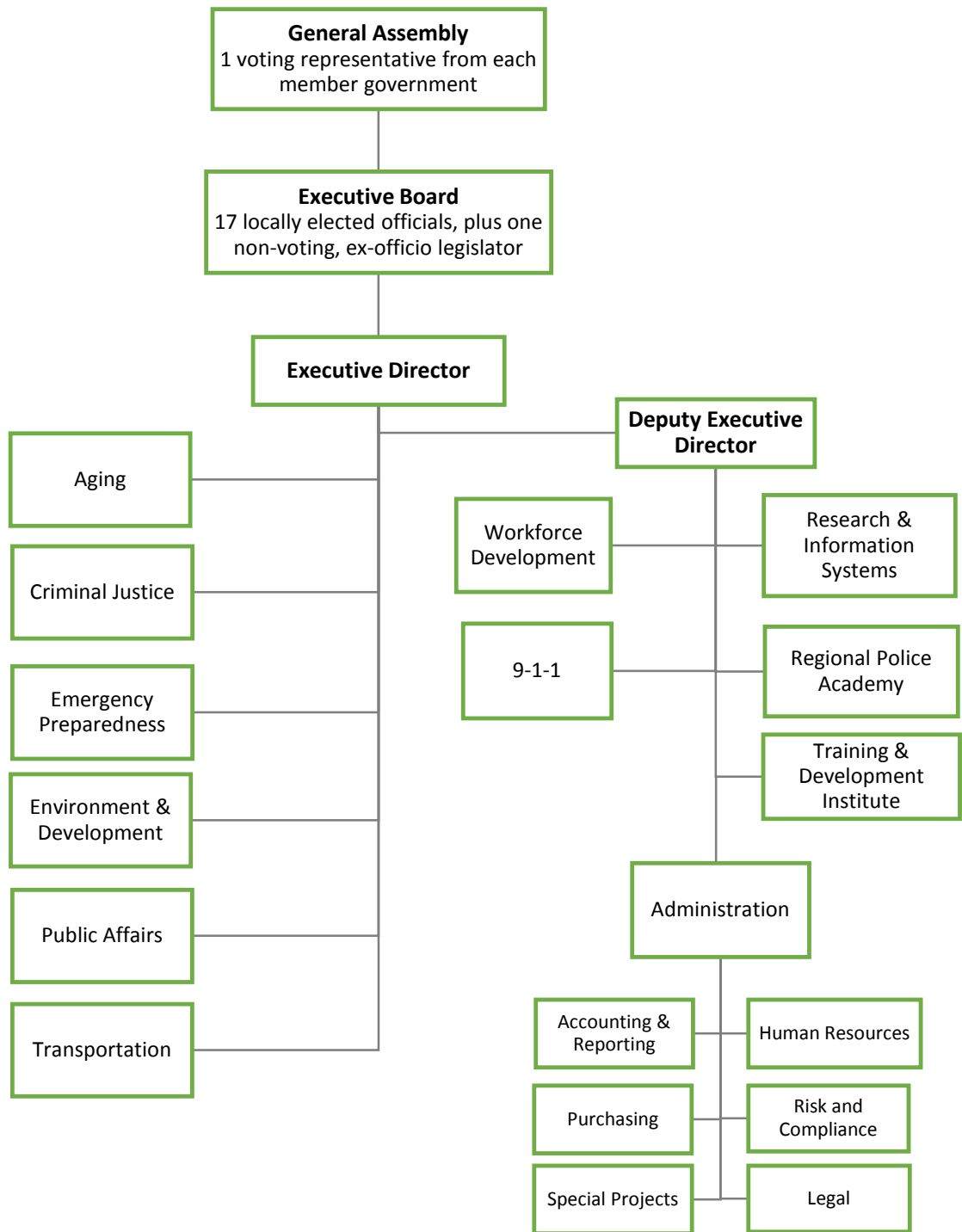
Director, Regional 9-1-1
Christy Williams

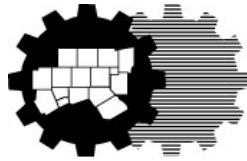
Director, Workforce Development
David Setzer

Executive Director, Public Employee Benefits
Cooperative
Dolores Lewis

Organizational Chart

North Central Texas Council of Governments





North Central Texas Council of Governments

September 27, 2018

The Honorable President and Executive Board Members
 North Central Texas Council of Governments

Dear Policy Leaders:

We are pleased to present the 2019 fiscal year budget for the North Central Texas Council of Governments. The program of work funded by this budget addresses our mission of providing timely and effective services to our membership. The budget documents the planned use of available funds during the fiscal year which is comprised mainly of grants and local contracts for services that may encompass multiple fiscal years. We believe the budget also makes the most efficient use possible of the available resources entrusted to this agency.

Total budgeted expenses for FY2019 are \$246.2 million of which \$104.1 million is classified as pass-through and \$20.0 million as in-kind funds. This leaves \$110.9 million after interdepartmental charges for agency operations, which have the purpose of providing direct services and project coordination for our membership. By comparison, the FY2018 budget had projected total expenses of \$228.5 million with pass-through funding of \$89.0 million and in-kind of \$20.7 million. The resulting FY2018 local operating budget after interdepartmental charges was \$108.1 million which is an increase of \$2.8 million. Program expenditure details are contained within the Work Program section of this document.

The following table provides a comparison of expenditures by department for FY2019 and FY2018:

PROGRAM EXPENDITURES	Fiscal Year 2018-2019	Fiscal Year 2017-2018	Amount Change
Transportation	\$ 94,241,000	\$ 93,801,000	\$ 440,000
Workforce Development	88,776,000	76,477,000	12,299,000
Area Agency on Aging	16,710,000	15,454,000	1,256,000
9-1-1 Planning	10,844,000	10,867,000	(23,000)
Agency Administration	10,391,000	9,805,000	586,000
Research & Information Services	10,067,000	8,673,000	1,394,000
Environment & Development	4,710,000	4,075,000	635,000
Emergency Preparedness	5,345,000	4,770,000	575,000
Community Services	2,262,000	1,961,000	301,000
Public Employee Benefits Cooperative	1,410,000	1,333,000	77,000
Agency Management & Public Affairs	1,462,000	1,310,000	152,000
TOTAL EXPENDITURES	\$ 246,218,000	\$ 228,526,000	\$ 17,692,000
Less: Interdepartmental Transfers for Direct Charges and Indirect Overhead	(11,143,000)	(10,661,000)	\$ (482,000)
TOTAL EXPENDITURES	\$ 235,075,000	\$ 217,865,000	\$ 17,210,000
Less: Local Governments In-Kind Support & Program Income	(20,004,000)	(20,747,000)	\$ 743,000
NET EXPENDITURES	\$ 215,071,000	\$ 197,118,000	\$ 17,953,000
Less: Pass-Through Funds	(104,140,000)	(89,028,000)	\$ (15,112,000)
NET OPERATING EXPENDITURES	\$ 110,931,000	\$ 108,090,000	\$ 2,841,000

Revenues for Programs and Services

Sources of revenue for the North Central Texas Council of Governments budgeted for FY 2019 are: (1) **Local revenues** of \$32,968,000 which account for 14% of total revenues; (2) direct **State and State administered grants** of \$183,344,000 which account for 78% of total revenues; and (3) direct **Federal grants** of \$18,763,000 which account for 8% of total revenues.

1) **Local Revenues: \$32,968,000**

- **Local contracts: \$10,616,000**

The includes local funds for projects and grant matching requirements as well as fee-for-service contracts to local governments and the private sector.

- **Local Government Annual Dues: \$723,000**

Dues for cities with populations under 2,000, school districts, and special districts are \$100 per year. Dues for cities between 2,000 and 5,000 in population are \$200 per year. Dues for cities over 5,000 in population are assessed on the basis of \$0.10 per capita in Dallas, Tarrant, Denton, and Collin Counties and \$0.08 per capita in the remaining counties. All counties are assessed on \$0.01 per capita (with a \$200 minimum). NCTCOG currently has 236 member governments consisting of 16 counties, 168 cities, 23 school districts and 29 special districts. The per capita rates remain unchanged from FY2018.

- **Emergency Preparedness Dues: \$675,000**

This funding from member governments is entirely voluntary and is solely used for the operations of the Emergency Preparedness department. This department is responsible for the regional coordination of emergency planning.

- **Regional Police Academy & Training Institute tuitions: \$821,000**

- **Regional Information Center sales & Interest income: \$130,000**

- **Local government In-kind: \$20,003,000**

2) **State Administered Grants: \$183,344,000**

Many federal agencies have allocated funds to state governments for further distribution to local governments. These funds are passed through to the State then to NCTCOG primarily from the Department of Labor, Department of Health and Human Services, Department of Transportation, and Environmental Protection Agency. Additionally, air quality funds, criminal justice planning funds, solid waste planning funds and 9-1-1 planning funds are received directly from the State.

3) **Direct Federal Grants: \$18,763,000**

Funding from these grants includes \$17.0 million to the Transportation department for its continued development of transportation planning and air quality initiatives and \$1.7 million to the Environment and Development department for floodplain management projects.

Pass through funds are not considered a part of NCTCOG's operating funds. They are defined as funds managed and administered by NCTCOG, but are passed through to local governments and community-based organizations. Total expenditures in 2018-2019, net of interdepartmental transfers, amount to \$235,075,000. Of this amount, \$104,140,000 is considered pass through funds. These funds include support for selected programs such as Stormwater Management; Area Agency on Aging services; Workforce Development services; 9-1-1 services; and various transportation projects within the region.

Expenditures for Programs and Services

A summary of work programs, special projects and services is outlined in detail for each department within the section of this publication entitled "The 2018-2019 Work Program." The following information summarizes expenditures for programs and services.

- **Transportation: \$94,241,000**
The Transportation Department provides technical planning services in support of development, project selection, and implementation of transportation projects in the Regional Transportation Plan and Transportation Improvement Program. The Department also provides regional planning, travel forecasting, air quality analysis, transit and traffic operations planning, airport planning, and technical assistance to local governments.
- **Workforce Development: \$88,776,000**
Workforce Development administers publicly funded employment and training programs for Collin, Denton, Ellis, Erath, Hood, Hunt, Johnson, Kaufman, Navarro, Palo Pinto, Parker, Rockwall, Somervell, and Wise Counties. The department provides staff support to the North Central Texas Workforce Development Board by providing planning, coordination, management, and oversight services.
- **Area Agency on Aging: \$16,710,000**
The Council of Governments and its Area Agency on Aging (AAA) serves older adults (age 60 and older) and their family caregivers. It serve Collin, Denton, Ellis, Erath, Hood, Hunt, Johnson, Kaufman, Navarro, Palo Pinto, Parker, Rockwall, Somervell, and Wise counties. This is done by creating and maintaining a coordinated network of health and social services for older adults and family caregivers as well as providing information, education, and direct services.
- **Regional 9-1-1: \$10,844,000**
NCTCOG provides planning, implementation, management, as well as on-going administration of the regional network of 9-1-1 systems. NCTCOG serves thirteen counties in the North Central Texas Region and five cities in Dallas County (Balch Springs, Sachse, Wilmer, Seagoville, and Cockrell Hill).
- **Agency Administration: \$10,391,000**
Agency Administration is responsible for fiscal management, grants administration and budgeting; internal audit, administration of purchasing, human resources, insurance, the retirement system, records management, and office space; as well as operation of the supply/mail/copy center.
- **Research and Information Services: \$10,067,000**
Research & Information Services provides general technical assistance; population and employment forecasts; annual population, housing and employment estimates; land use information; development announcement reports; and tabulation/analysis of Census data. Support is provided to a regional Geographic Information System (GIS) and NCTCOG's internal computer network. Custom data analyses and special products are also provided on a fee-for-service basis.
- **Emergency Preparedness: \$5,345,000**
The primary mission of the Emergency Preparedness department is to build a foundation for lasting partnerships and proactive emergency preparedness in North Central Texas through advocacy, information sharing, and collaboration. Then Emergency Preparedness program facilitates information sharing, collaboration, and cooperation between jurisdictions in a politically neutral and supportive environment. The resulting planning, projects and programs help build both local and regional capabilities, and enhance the protection of our North Central Texas populations and critical infrastructure.
- **Environment and Development: \$4,710,000**
The Department of Environment & Development supports numerous committees composed of local government officials and staff, representatives of business, industry, and nonprofit organizations, as well as private citizens to address a variety of projects and programs dealing with municipal solid waste, public works, building codes, storm water management, flooding, water quality, air quality, recycling, trails, and development.
- **Public Employee Benefits Cooperative: \$1,410,000**
The Public Employee Benefits Cooperative (PEBC) was created in 1998 providing many services including joint purchase of employee benefits and cost-effective, centralized administration. PEBC member groups include Dallas County, Tarrant County, the North Texas Tollway Authority, Denton County and Parker County.

- **Community Services: \$2,262,000**
 - **Regional Police Academy: \$1,199,000**
This program offers basic peace officer instruction as well as advanced courses for law enforcement personnel. It is funded in part by tuitions and complemented by a Criminal Justice Division grant of approximately \$777,000.
 - **Training and Development Institute: \$408,000**
The Training and Development Institute provides a variety of employee development training programs for government agencies located in the North Central Texas Region.
 - **Criminal Justice Planning: \$200,000**
NCTCOG's Criminal Justice Planning program assists local governments and non-profit entities with the development of programs and projects designed to address particular crime related community problems.
- **Agency Management: \$1,235,000**
Agency Management supervises the day-to-day operation of the agency; implements policy directives of the Executive Board; and maintains all records of the Board (official minutes, resolutions, bylaws, and appointments). This department also manages several local government professional roundtables.
- **Public Affairs: \$227,000**
Public Affairs provides a variety of external services on behalf of the agency (news media/public relations; directories, newsletters, and special publications; presentations; and operation of the Regional Information Center) and certain internal services for all departments (meeting/workshop arrangements, graphic design and photography, switchboard, mailing lists, and special projects).

SUMMARY

This budget is consistent with those of past years in terms of structure. In fiscal year 2019, NCTCOG will continue to accept new opportunities to provide services to its member governments. This budget provides a basis for regional problem solving through effective planning and coordination. It is with great pleasure that we present this budget to you.

Respectfully Submitted,



R. Michael Eastland
Executive Director



Monte C. Mercer
Deputy Executive Director

The Fiscal Program



**NORTH CENTRAL TEXAS COUNCIL OF GOVERNMENTS
SUMMARY OF FUND AVAILABILITY AND PROGRAM EXPENDITURES
COMBINED SCHEDULE**

	<u>Actual FY2016-17</u>	<u>Revised FY2017-18</u>	<u>Budget FY2018-19</u>	<u>Amount Change</u>
<u>FUND AVAILABILITY</u>				
Local				
Local Contracts	\$ 7,468,640	\$ 10,222,716	\$ 10,616,227	\$ 393,511
NCTCOG Membership Dues	697,285	709,644	722,878	13,234
NCTCOG Emergency Preparedness Dues	659,375	680,000	675,000	(5,000)
Training & Development Institute	227,422	488,860	374,025	(114,835)
Regional Police Academy	302,653	294,856	447,167	152,311
Regional Information Center	15,161	10,000	10,000	-
Interest Income - Unrestricted	80,707	60,000	120,000	60,000
Interest Income - Restricted	259,840	-	-	-
Local Governments In-Kind Support & Program Income	14,223,147	20,746,866	20,003,565	(743,301)
	<u>23,934,230</u>	<u>33,212,942</u>	<u>32,968,862</u>	<u>(244,080)</u>
State	116,521,194	166,602,408	183,343,802	16,741,394
Federal	<u>9,417,021</u>	<u>18,050,156</u>	<u>18,762,766</u>	<u>712,610</u>
TOTAL AVAILABLE FUNDS	149,872,445	217,865,506	235,075,430	17,209,924
Less: Local Governments In-Kind Support & Program Income	<u>(14,223,147)</u>	<u>(20,746,866)</u>	<u>(20,003,565)</u>	<u>743,301</u>
NET AVAILABLE FUNDS	135,649,298	197,118,640	215,071,865	17,953,225
Less: Pass-Through Funds	(51,735,607)	(89,028,476)	(104,139,722)	(15,111,246)
Transfer from (to) Fund Balance				-
General	(287,525)	-	-	-
Special Revenue	(271,969)	-	-	-
Proprietary	<u>(182,355)</u>	<u>-</u>	<u>-</u>	<u>-</u>
NET OPERATING FUNDS	\$ 83,171,842	\$ 108,090,164	\$ 110,932,143	\$ 2,841,979
<u>DEPARTMENTAL EXPENDITURES</u>				
Agency Management	\$ 664,401	\$ 1,085,687	\$ 1,235,096	\$ 149,409
Agency Administration	9,325,700	9,804,545	10,391,361	586,816
Public Affairs	169,376	224,448	226,448	2,000
Research & Information Services	9,723,092	8,673,172	10,067,175	1,394,003
Community Services	1,485,511	1,961,408	2,261,935	300,527
Area Agency on Aging	15,692,603	15,454,439	16,710,240	1,255,801
Regional 9-1-1	9,783,064	10,867,312	10,843,911	(23,401)
Environment & Development	3,374,750	4,075,426	4,710,213	634,787
Transportation	45,538,223	93,800,615	94,240,969	440,354
Workforce Development	60,633,671	76,476,775	88,776,124	12,299,349
Emergency Preparedness	2,998,492	4,769,553	5,345,074	575,521
Public Employee Benefits Cooperative	<u>1,156,497</u>	<u>1,333,021</u>	<u>1,409,547</u>	<u>76,526</u>
TOTAL DEPARTMENTAL EXPENDITURES	160,545,380	228,526,401	246,218,093	17,691,692
Less: Interdepartmental Transfers for Direct Charges and Indirect Overhead	<u>(11,414,784)</u>	<u>(10,660,895)</u>	<u>(11,142,663)</u>	<u>(481,768)</u>
TOTAL EXPENDITURES	149,130,596	217,865,506	235,075,430	17,209,924
Less: Local Governments In-Kind Support & Program Income	<u>(14,223,147)</u>	<u>(20,746,866)</u>	<u>(20,003,565)</u>	<u>743,301</u>
NET EXPENDITURES	134,907,449	197,118,640	215,071,865	17,953,225
Less: Pass-Through Funds	<u>(51,735,607)</u>	<u>(89,028,476)</u>	<u>(104,139,722)</u>	<u>(15,111,246)</u>
NET OPERATING EXPENDITURES	\$ 83,171,842	\$ 108,090,164	\$ 110,932,143	\$ 2,841,979

**NORTH CENTRAL TEXAS COUNCIL OF GOVERNMENTS
FUND AVAILABILITY BY SOURCE
FOR FY 2018-2019**

	In-Kind	Cash	Total
LOCAL			
Local Contracts	\$	\$ 10,616,227	
NCTCOG Membership Dues		722,878	
Emergency Preparedness Assessment		675,000	
Training & Development Institute		374,025	
Regional Police Academy		447,167	
Interest Income		120,000	
Regional Information Center		10,000	
In-Kind Contributions	20,003,565	-	
TOTAL LOCAL	20,003,565	12,965,297	\$ 32,968,862
STATE			
Texas Workforce Commission (TWC)		89,503,273	
Texas Health & Human Services		8,009,552	
Governor's Office		2,733,496	
Texas Department of Public Safety (DPS)		1,579,454	
State Energy Conservation Office (SECO)		125,000	
Texas Department of Agriculture (TDA)		18,916	
TOTAL STATE			183,343,802
FEDERAL			
Federal Transit Authority (FTA)		14,862,457	
Environmental Protection Agency (EPA)		2,042,402	
Federal Emergency Management Agency (FEMA)		1,650,650	
United States Department of Commerce (US DOC)		105,000	
Federal Highway Administration (FHA)		52,111	
United States Department of Energy (US DOE)		50,146	
TOTAL FEDERAL			18,762,766
TOTAL AVAILABLE FUNDS			\$ 235,075,430

**NORTH CENTRAL TEXAS COUNCIL OF GOVERNMENTS
EXPENDITURES BY OBJECTIVE
FOR FY 2018-2019**

	Operations & Services	In-Kind	Pass- through	Total Budget
Agency Management	\$ 1,130,096	\$ 105,000	\$ -	\$ 1,235,096
Agency Administration	\$ 10,391,361	\$ -	\$ -	\$ 10,391,361
Public Affairs	\$ 226,448	\$ -	\$ -	\$ 226,448
Research & Information Services	\$ 10,067,175	\$ -	\$ -	\$ 10,067,175
Community Services	\$ 2,261,935	\$ -	\$ -	\$ 2,261,935
Area Agency on Aging	\$ 4,313,380	\$ 7,997,617	\$ 4,399,243	\$ 16,710,240
Regional 9-1-1	\$ 8,965,440	\$ -	\$ 1,878,471	\$ 10,843,911
Environment & Development	\$ 1,718,864	\$ -	\$ 2,991,349	\$ 4,710,213
Transportation	\$ 67,251,391	\$ 7,582,362	\$ 19,407,216	\$ 94,240,969
Workforce Development	\$ 10,429,081	\$ 2,883,600	\$ 75,463,443	\$ 88,776,124
Emergency Preparedness	\$ 3,910,088	\$ 1,434,986	\$ -	\$ 5,345,074
Public Employee Benefits Cooperative	\$ 1,409,547	\$ -	\$ -	\$ 1,409,547
Less: Transfers for Direct Charges and Indirect Overhead	(11,142,663)	-	-	(11,142,663)
TOTALS	\$ 110,932,143	\$ 20,003,565	\$ 104,139,722	\$ 235,075,430

\$104,139,722 of NCTCOG's budget is passed through for the benefit of local governments and community-based organizations

Pass-Through: Funds administered by NCTCOG which are directly passed through to local governments and community-based organizations for their specific benefit along with funds for consulting services.

In-Kind: Contributed services provided primarily by community based organizations, such as local volunteer services. These "in-kind" contributions do not require the expenditure of cash by NCTCOG. They are, however, required as local match on grantor funds to carry out the basic work programs.

**NORTH CENTRAL TEXAS COUNCIL OF GOVERNEMNTS
ACTUAL and ESTIMATED REVENUES
INCLUDING PASS-THROUGH AND IN-KIND FUNDS**

Fiscal Year	Total Revenues	Pass- Through Funds	In-Kind Funds	Net Operational Funds ⁽¹⁾	Authorized Full-time Positions
2010	161,946,012	70,990,604	15,397,309	86,317,967	325
2011	164,227,121	78,364,222	21,546,605	77,970,924	345
2012	137,551,086	67,696,007	20,131,976	57,397,951	326
2013	154,887,891	71,158,874	13,512,954	70,055,784	322
2014	149,349,842	47,685,643	16,694,632	84,413,141	326
2015	157,585,052	48,549,332	22,761,322	85,699,872	327
2016	147,369,793	49,446,830	16,341,627	81,177,915	353
2017	149,872,445	51,735,607	14,223,147	83,171,842	360
2018 ⁽²⁾	217,865,506	89,028,476	20,746,866	108,090,164	383
2019 ⁽³⁾	235,075,430	104,139,722	20,003,565	110,932,143	393

⁽¹⁾ Includes fund balance transfers

⁽²⁾ Estimated

⁽³⁾ Budgeted

**NORTH CENTRAL TEXAS COUNCIL OF GOVERNMENTS
 LAST TEN FISCAL YEARS
 REVENUES BY SOURCE**

Fiscal Year	Member Government Dues	Other Income	Local Contracts	State Financial Assistance	State Administered Grants	Federal Grants	Local In-Kind Contributions	Total
2010	654,835	440,548	9,252,932	445,852	122,911,572	12,842,964	15,397,309	161,946,012
2011	663,091	268,570	9,631,317	463,832	118,674,595	12,979,111	21,546,605	164,227,121
2012	651,539	65,277	7,940,179	-	97,922,702	10,839,413	20,131,976	137,551,086
2013	657,054	79,929	14,798,216	-	105,208,041	20,631,697	13,512,954	154,887,891
2014	664,694	41,422	9,788,498	-	99,668,833	22,491,763	16,694,632	149,349,842
2015	678,492	42,851	17,421,271	-	101,043,100	15,638,016	22,761,322	157,585,052
2016	685,727	125,146	8,836,599	-	112,250,105	9,130,589	16,341,627	147,369,793
2017	697,285	355,708	8,658,090	-	116,521,194	9,417,021	14,223,147	149,872,445
2018 ⁽¹⁾	709,644	70,000	11,686,432	-	166,602,408	18,050,156	20,746,866	217,865,506
2019 ⁽²⁾	-	130,000	12,835,297	-	183,343,802	18,762,766	20,003,565	235,075,430

⁽¹⁾ Estimated

⁽²⁾ Budgeted

**NORTH CENTRAL TEXAS COUNCIL OF GOVERNMENTS
MEMBER CITY AND COUNTY DUES STRUCTURE SUMMARY
Fiscal Year 2019**

COUNTIES	COUNTY DUES		CITY DUES		TOTAL DUES	
	Amount	Percent	Amount	Percent	Amount	Percent
Collin	\$ 9,697	1.34%	89,648	12.40%	\$ 99,345	13.74%
Dallas	\$ 25,292	3.50%	264,994	36.66%	290,286	40.16%
Denton	\$ 8,443	1.17%	62,329	8.62%	70,772	9.79%
Ellis	\$ 1,834	0.25%	8,512	1.18%	10,346	1.43%
Erath	\$ 442	0.06%	1,982	0.27%	2,424	0.33%
Hood	\$ 651	0.09%	762	0.11%	1,413	0.20%
Hunt	\$ 960	0.13%	3,326	0.46%	4,286	0.59%
Johnson	\$ 1,689	0.23%	7,752	1.07%	9,441	1.30%
Kaufman	\$ 1,197	0.17%	4,493	0.62%	5,690	0.79%
Navarro	\$ 497	0.07%	2,230	0.31%	2,727	0.38%
Palo Pinto	\$ 287	0.04%	1,543	0.21%	1,830	0.25%
Parker	\$ 1,312	0.18%	3,532	0.49%	4,844	0.67%
Rockwall	\$ 980	0.14%	5,319	0.74%	6,299	0.88%
Somervell	\$ 200	0.03%	200	0.03%	400	0.06%
Tarrant	\$ 19,898	2.75%	185,230	25.62%	205,128	28.37%
Wise	\$ 627	0.09%	1,820	0.25%	2,447	0.34%
Subtotal	\$ 74,006	10.24%	\$ 643,672	89.04%	\$ 717,678	99.28%
School Districts and Special Districts					5,200	0.72%
TOTAL DUES					\$ 722,878	100.00%

Annual dues for cities with populations less than 2,000, school districts, and special districts are \$100 per year. Dues for cities with populations between 2,000 and 5,000 are \$200 per year. Dues for cities with populations over 5,000 are assessed on the basis of \$.10 per capita in Dallas, Tarrant, Denton, and Collin Counties, and \$.08 per capita in the remaining twelve counties. All counties are assessed on the basis of \$.01 per capita with a \$200 minimum. In accordance with the Bylaws of the North Central Texas Council of Governments, the local government membership dues are based on the population estimates as certified annually by the Council.

**NORTH CENTRAL TEXAS COUNCIL OF GOVERNMENTS
STAFFING SUMMARY**

Department	Full Time		
	2017	2018	2019
Agency Management	3	3	3
Agency Administration	40	41	43
Public Affairs	2	2	2
Research & Information Services	35	35	35
Community Services	8	8	9
Area Agency on Aging	21	24	24
Regional 9-1-1	26	32	33
Environment & Development	13	14	14
Transportation	161	166	169
Workforce Development	35	41	44
Emergency Preparedness	11	12	12
Public Employee Benefits Cooperative	5	5	5
Totals	360	383	393

Department	Temporary / Part Time		
	2017	2018	2019
Agency Administration	5	7	7
Research & Information Services	7	1	1
Community Services	1	2	3
Area Agency on Aging	4	5	5
Regional 9-1-1	1	3	3
Environment & Development	3	3	3
Transportation	15	19	26
Workforce Development	1	1	1
Emergency Preparedness	1	4	2
Totals	38	45	51

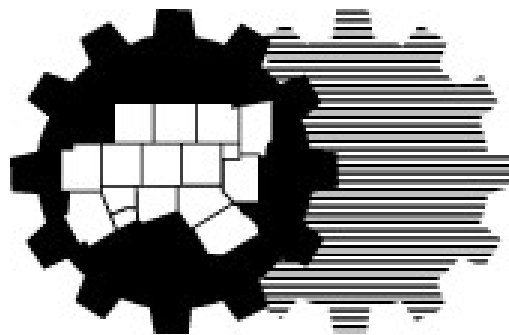
**NORTH CENTRAL TEXAS COUNCIL OF GOVERNMENTS
BUDGET SUMMARY**

Type of Expenditure	Fiscal Year 2017	Fiscal Year 2018	Fiscal Year 2019		
	Actual Expenditures	Budget	Budget	Change	Percentage of Operations
COST OF OPERATIONS					
Salaries	21,673,613	26,200,745	27,623,693	1,422,948	22.63%
Fringe Benefits	9,197,234	11,960,731	12,588,952	628,221	10.31%
Indirect	4,850,054	6,186,477	6,513,202	326,725	5.34%
Occupancy	4,857,164	5,477,185	7,351,148	1,873,963	6.02%
Travel	608,754	785,890	764,190	(21,700)	0.63%
Capital Outlay	1,739,298	1,497,350	882,683	(614,667)	0.72%
Contract Services	24,858,193	30,970,100	28,269,488	(2,700,612)	23.16%
Other	26,938,633	35,672,581	38,081,450	2,408,869	31.20%
Total Cost of Operations	94,722,943	118,751,059	122,074,806	3,323,747	100.00%
Total Pass-Through	51,735,607	89,028,476	104,139,722	15,111,246	
Total In-Kind	14,086,830	20,746,866	20,003,565	(743,301)	
Total Expenditures	160,545,380	228,526,401	246,218,093	17,691,692	

**NORTH CENTRAL TEXAS COUNCIL OF GOVERNMENTS
FUNDING SUMMARY**

Funding Source	Indirect Charges & Billed Services	Inter-Departmental Transfers	General Fund	Local Governments (In-Kind)	Local Contracts & Services	TOTAL LOCAL FUNDS	State Administered Grants	Federal Grants	TOTAL REVENUES
Agency Management	596,618	(436,900)	842,878	105,000	22,500	1,130,096	-	105,000	1,235,096
Agency Administration	7,639,656	2,751,705	-	-	-	10,391,361	-	-	10,391,361
Public Affairs	216,448	-	-	-	10,000	226,448	-	-	226,448
Research & Information Services	2,689,941	4,441,454	-	-	2,935,780	10,067,175	-	-	10,067,175
Area Agency on Aging	-	(175,000)	-	7,997,617	878,071	8,700,688	8,009,552	-	16,710,240
Regional 9-1-1	-	(205,000)	-	-	-	(205,000)	11,048,911	-	10,843,911
Community Services	-	(127,520)	-	-	1,391,593	808,672	997,862	-	1,806,534
Environment and Development	-	14,500	-	-	1,238,868	1,253,368	1,806,195	1,650,650	4,710,213
Transportation	-	(2,216,490)	-	7,582,362	3,205,060	8,570,932	68,662,921	17,007,116	94,240,969
Workforce Development	-	(3,610,749)	-	2,883,600	-	(727,149)	89,503,273	-	88,776,124
Emergency Preparedness	-	(155,000)	-	1,434,986	750,000	2,029,986	3,315,088	-	5,345,074
Public Employee Benefits Cooperative	-	(281,000)	-	-	1,690,547	1,409,547	-	-	1,409,547
Total Available Revenue:	11,142,663	-	842,878	20,003,565	12,122,419	44,111,525	183,343,802	18,762,766	246,218,093

Program Description	Fiscal Year 2017 Actual			Fiscal Year 2018 Budget			Fiscal Year 2019 Budget		
	Operations	Pass - Through / In-Kind	TOTAL EXPENDITURES	Operations	Pass - Through / In-Kind	TOTAL EXPENDITURES	Operations	Pass - Through / In-Kind	TOTAL EXPENDITURES
Agency Management	614,383	50,018	664,401	1,015,687	70,000	1,085,687	1,130,096	105,000	1,235,096
Agency Administration	9,325,700	-	9,325,700	9,804,545	-	9,804,545	10,391,361	-	10,391,361
Public Affairs	169,376	-	169,376	224,448	-	224,448	226,448	-	226,448
Research & Information Services	9,723,066	26	9,723,092	8,673,172	-	8,673,172	10,067,175	-	10,067,175
Community Services	1,485,396	115	1,485,511	1,961,408	-	1,961,408	2,261,935	-	2,261,935
Area Agency on Aging	3,886,075	11,806,528	15,692,603	4,083,172	11,371,267	15,454,439	4,313,380	12,396,860	16,710,240
Regional 9-1-1	9,458,711	324,353	9,783,064	8,990,841	1,876,471	10,867,312	8,965,440	1,878,471	10,843,911
Environment and Development	2,155,661	1,219,089	3,374,750	1,789,154	2,286,272	4,075,426	1,718,864	2,991,349	4,710,213
Transportation	43,644,691	1,893,532	45,538,223	69,602,604	24,198,011	93,800,615	67,251,391	26,989,578	94,240,969
Workforce Development	10,430,757	50,202,914	60,633,671	7,178,186	69,298,589	76,476,775	10,429,081	78,347,043	88,776,124
Emergency Preparedness	2,672,630	325,862	2,998,492	4,094,821	674,732	4,769,553	3,910,088	1,434,986	5,345,074
Public Employee Benefits Cooperative	1,156,497	-	1,156,497	1,333,021	-	1,333,021	1,409,547	-	1,409,547
Total Expenditures:	94,722,943	65,822,437	160,545,380	118,751,059	109,775,342	228,526,401	122,074,806	124,143,287	246,218,093



**North Central Texas
Council of Governments**

The Work Program



AGENCY MANAGEMENT PROGRAM SUMMARY

MISSION AND GOALS STATEMENT

Agency Management is the responsibility of the Executive Director's Office and includes providing staff support to the Executive Board. As the Chief Executive and Administrative Officer, the Executive Director's primary mission is to effectively and efficiently carry out the policies and directives of the Executive Board and supervise the day-to-day activities of the Agency. This office also maintains the official minutes, resolutions, bylaws and committee appointments records for the Board of Directors.

The goals and objectives for Fiscal Year 2018 - 2019 include:

Executive Board Support

- Coordinate the development and timely distribution of briefing and policy statements to assist the Board in making informed decisions at monthly Board meetings.
- Conduct a comprehensive orientation session for new Board members within one month of their election.
- Provide the Board adequate and timely opportunities to discuss policy issues related to the Annual Work Program and budget.

Membership Outreach and Support

- Conduct an annual meeting of the General Assembly.
- Conduct meetings for City Managers to provide opportunities to discuss common issues and problems, to relate new or innovative approaches for delivery of municipal programs and to explore cooperative approaches to service delivery.
- Speak to educational, civic or professional organizations six to twelve times annually to inform them on current regional issues and promote regionalism.
- Serve as secretariat to the North Texas City Management Association and assist them in the facilitation of meetings and programs.
- Serve as Treasury to the Urban Management Assistants of North Texas receiving and depositing their checks and assisting with the collection of membership dues.
- Conduct and publish an information survey for the membership relative to fees for services.
- Provide timely responses to requests for information received from member governments, state and federal officials and local businesses on topics such as grants-in-aid, finance, planning and zoning, state and federal laws, economic development and local government operating procedures.

Staff Support and Development

- Hold at least one meeting each month with department directors to discuss common issues, to foster teamwork, to determine the best approach to implementing Board policy directives and to discuss emerging issues or future needs.
- Allocate time each week to visit individually with each director to assure that they are receiving the proper direction, support and resources to carry out their mission, to receive status reports on projects and to help guide their efforts in delivering services to the membership.

- Assure that the entire agency is receiving proper training on new laws and regulations which affect the organization or the membership, concerning new or better techniques of providing services, best personnel practices, technical changes or advances in applicable career fields and improving customer service.
- Meet with individual employees on any work-related concerns or problems within one week after request is received.

Special Projects

- Provide leadership and facilitate the development of special projects, which benefit the membership by saving money and by increasing productivity and/or effectiveness.
- Review and promote opportunities for member local governments to conserve public resources through cooperative arrangements.
- Facilitate Executive Board and local government involvement in the effort to achieve attainment of The Federal Clean Air Act within affected counties.
- Continue to assist member governments to accommodate new responsibilities as the federal and state governments devolve programs to local governments.
- Provide leadership and support for the Development Excellence Program.

Economic Development

- Facilitate and manage the work of the Economic Development District
- Administer the EDA Planning Grant to maintain the Comprehensive Economic Development Strategy for the North Central Texas Region.
- Provide leadership and facilitate the formulation and implementation of a regional economic development program.
- Hold district meetings to discuss common and uncommon issues impacting economic development needs in the region.
- Disseminate EDA grant opportunity information and host regional workshops as are necessary to seek economic development funding for the region.
- Facilitate the implementation of the regional CEDS goals
- Prepare and submit Economic Development District reports, performance and progress reports to EDA.

NCTCOG DEPARTMENTAL STAFFING SUMMARY
DEPARTMENT: AGENCY MANAGEMENT

Position Title	Grade	Full-Time		
		2017	2018	2019
Executive Director	B-35	1	1	1
Assistant to Executive Director	B-26	1	1	1
Administrative Assistant II	A-17	1	1	1
	Totals	3	3	3

NCTCOG DEPARTMENTAL BUDGET SUMMARY
DEPARTMENT: AGENCY MANAGEMENT

Type of Expenditure	Fiscal Year 2017	Fiscal Year 2018	Fiscal Year 2019		
	Actual Expenditures	Budget	Budget	Change	Percentage of Operations
COST OF OPERATIONS					
Salaries	354,471	371,617	378,439	6,822	33.49%
Fringe Benefits	151,271	169,829	172,947	3,118	15.30%
Indirect	1,927	-	-	-	-
Occupancy	26,409	20,891	21,440	549	1.90%
Travel	9,110	7,500	7,500	-	0.66%
Capital Outlay	9,307	-	-	-	-
Contract Services	32	-	-	-	-
Other	61,856	445,850	549,770	103,920	48.65%
Total Cost of Operations	614,383	1,015,687	1,130,096	114,409	100.00%
Total Pass-Through	-	-	-	-	
Total In-Kind	50,018	70,000	105,000	35,000	
Total Expenditures	664,401	1,085,687	1,235,096	149,409	

NCTCOG DEPARTMENTAL FUNDING SUMMARY
DEPARTMENT: AGENCY MANAGEMENT

Funding Source	Indirect Charges & Billed Services	Inter-Departmental Transfers	General Fund	Local Governments (In-Kind)	Local Contracts	TOTAL LOCAL FUNDS	State Administered Grants	Federal Grants	TOTAL REVENUES
North Central Texas Council of Governments	596,618	-	842,878	-	-	1,439,496	-	-	1,439,496
Local Governments	-	-	-	105,000	22,500	127,500	-	-	127,500
United States Department of Commerce	-	-	-	-	-	-	-	105,000	105,000
Transportation Department	-	(71,900)	-	-	-	(71,900)	-	-	(71,900)
Environment & Development Department	-	(140,000)	-	-	-	(140,000)	-	-	(140,000)
Research & Information Services Department	-	(225,000)	-	-	-	(225,000)	-	-	(225,000)
Total Available Revenue:	596,618	(436,900)	842,878	105,000	22,500	1,130,096	-	105,000	1,235,096

Program Description	Fiscal Year 2017 Actual			Fiscal Year 2018 Budget			Fiscal Year 2019 Budget		
	Operations	Pass - Through / In-Kind	TOTAL EXPENDITURES	Operations	Pass - Through / In-Kind	TOTAL EXPENDITURES	Operations	Pass - Through / In-Kind	TOTAL EXPENDITURES
Agency Management - Indirect	554,552	-	554,552	590,443	-	590,443	596,618	-	596,618
Non-Project Expenditures, Local	5,664	-	5,664	267,744	-	267,744	340,978	-	340,978
Economic Development	8,631	50,018	58,649	70,000	70,000	140,000	105,000	105,000	210,000
Regional Local Assistance	32,402	-	32,402	65,000	-	65,000	65,000	-	65,000
General Assembly	12,507	-	12,507	20,000	-	20,000	20,000	-	20,000
North Texas City Manager's Association	87	-	87	1,500	-	1,500	1,500	-	1,500
Urban Management Assistants of North Texas	-	-	-	1,000	-	1,000	1,000	-	1,000
Emergency Preparedness Department Support	540	-	540	-	-	-	-	-	-
Total Expenditures:	614,383	50,018	664,401	1,015,687	70,000	1,085,687	1,130,096	105,000	1,235,096

AGENCY ADMINISTRATION PROGRAM SUMMARY

MISSION AND GOALS STATEMENT

Agency Administration provides the following services: purchasing, human resources, insurance, accounting, retirement system, budgeting and financial control, grant administration, internal audit, subcontractor fiscal monitoring, records management, office space, equipment management, centralized mail and office supply distribution and operation of the print shop.

The mission of this department is to provide administrative service for the functional departments within the agency, to develop an understanding of agency policy and operating procedures, to assist the functional departments with their financial management needs and to provide technical assistance to local governments in the area of current financial management practices.

The goals and objectives for Fiscal year 2018-2019 include:

- Preparation of the Comprehensive Annual Financial Report.
- Continue to address legislative changes within grant sources.
- Continued automation of budget preparation.
- Evaluate and update personnel policies and procedures in accordance with current regulations.
- Conduct a comprehensive compensation study.
- Update guidelines for record retention procedures.
- Analysis and reporting of indirect costs and allocation.
- Analysis and reporting of fringe benefits costs and allocation.
- Review and make recommendations for health care options.
- Provide supervisory and employee training for the agency.
- Provide support for GFOAT regional roundtables.
- Work with local governments to establish shared services plans.
- Continue to seek solutions to lower the operating costs of building leases.
- Continue development of management information services (Business Intelligence Reporting) to assist program managers in management of their respective areas.
- Implementation of performance management system.
- Evaluate and implement electronic purchasing workflow capabilities.
- Transportation RTR reporting Phase II web reports.
- Evaluate document imaging technology and develop implementation plan.
- Evaluate and update procurement policies and procedures.
- Continue development of the cooperative purchasing program.
- Adjust fiscal processes to accommodate 911 District Initiative.

NCTCOG DEPARTMENTAL STAFFING SUMMARY
DEPARTMENT: AGENCY ADMINISTRATION

Position Title	Grade	Regular		
		2017	2018	2019
Deputy Executive Director	B-34	1	1	1
Assistant Director of Finance	B-31	1	1	1
Chief Accounting Officer	B-31	1	-	-
Chief Human Resources Officer	B-29	1	1	1
Sr Special Projects Manager	B-29	-	1	1
Sr Accounting Manager	B-28	1	1	1
Sr Fiscal Manager	B-28	1	1	1
Human Resources Manager	B-27	1	1	1
Audit Manager	B-26	1	1	1
Budget & Financial Reporting Manager	B-26	1	1	1
Fiscal Manager	B-26	1	1	2
Agency Administration Information Systems Manager	B-25	1	1	1
Business Solutions Manager	B-25	1	1	1
Compliance Legal Advisor	B-25	1	1	1
Purchasing Manager	B-25	1	1	1
Transportation Fiscal Operations Supervisor	B-25	1	-	-
Purchasing Supervisor	B-24	-	1	1
Special Projects Supervisor	B-24	-	1	1
Supervising Senior Accountant	B-23	2	2	2
Supervising Senior Auditor	B-23	1	1	1
Human Resources Analyst	B-22	1	1	1
Sr Management Analyst	B-22	1	-	-
Accounting Services Coord	B-21	1	1	1
Fiscal Analyst	B-21	1	1	1
Fiscal Data Analyst	B-21	2	-	-
Senior Accountant	B-21	6	7	7
Senior Auditor	B-21	1	1	1
Senior Human Resources Generalist	B-21	1	1	1
Business Analyst	B-20	-	1	1
Special Projects Management Analyst	B-20	1	-	-
Auditor	B-19	1	1	1
Human Resources Generalist	B-20	-	1	1
Accountant	B-17	1	2	3
Accounting Specialist	B-17	1	1	1
Accounts Payable Lead	B-14	1	1	1
Senior Administrative Assistant	A-17	1	1	1
Accounting Services Specialist	A-11	2	2	2
Totals		40	41	43

Position Title	Grade	Temporary / Part Time		
		2018	2018	2019
Human Resources Generalist	B-19	1	-	-
Project Coordinator	B-17	1	2	2
Administrative Assistant	A-15	1	1	1
Intern	A-09	2	4	4
Totals		5	7	7

NCTCOG DEPARTMENTAL BUDGET SUMMARY
DEPARTMENT: AGENCY ADMINISTRATION

Type of Expenditure	Fiscal Year 2017	Fiscal Year 2018	Fiscal Year 2019		
	Actual Expenditures	Budget	Budget	Change	Percentage of Operations
COST OF OPERATIONS					
Salaries	2,862,015	2,995,589	3,271,151	275,562	31.48%
Fringe Benefits	1,211,838	1,368,984	1,494,916	125,932	14.39%
Indirect	306,267	325,060	365,450	40,390	3.52%
Occupancy ⁽¹⁾	2,602,512	3,004,777	3,065,250	60,473	29.50%
Travel	30,065	15,500	13,600	(1,900)	0.13%
Capital Outlay	-	-	-	-	-
Contract Services	775,524	658,748	655,958	(2,790)	6.31%
Other	1,537,479	1,435,887	1,525,036	89,149	14.68%
Total Cost of Operations	9,325,700	9,804,545	10,391,361	586,816	100.00%
Total Pass-Through	-	-	-	-	
Total In-Kind	-	-	-	-	
Total Expenditures	9,325,700	9,804,545	10,391,361	586,816	

⁽¹⁾ Includes internal service charges of approximately \$3 million

NCTCOG DEPARTMENTAL FUNDING SUMMARY
DEPARTMENT: AGENCY ADMINISTRATION

Funding Source	Indirect Charges & Billed Services	Inter-Departmental Transfers	General Fund	Local Governments (In-Kind)	Local Contracts	TOTAL LOCAL FUNDS	State Administered Grants	Federal Grants	TOTAL REVENUES
North Central Texas Council of Governments	7,399,806	-	-	-	-	7,399,806	-	-	7,399,806
Transportation Department	-	1,212,410	-	-	-	1,212,410	-	-	1,212,410
Workforce Development Department	-	768,295	-	-	-	768,295	-	-	768,295
Print Shop	239,850	-	-	-	-	239,850	-	-	239,850
Regional 9-1-1	-	205,000	-	-	-	205,000	-	-	205,000
Community Services Department	-	177,000	-	-	-	177,000	-	-	177,000
Area Agency on Aging Department	-	175,000	-	-	-	175,000	-	-	175,000
Emergency Preparedness Department	-	115,000	-	-	-	115,000	-	-	115,000
Environment & Development Department	-	51,000	-	-	-	51,000	-	-	51,000
Research & Information Services Department	-	48,000	-	-	-	48,000	-	-	48,000
Total Available Revenue:	7,639,656	2,751,705	-	-	-	10,391,361	-	-	10,391,361

Program Description	Fiscal Year 2017 Actual			Fiscal Year 2018 Budget			Fiscal Year 2019 Budget		
	Operations	Pass - Through / In-Kind	TOTAL EXPENDITURES	Operations	Pass - Through / In-Kind	TOTAL EXPENDITURES	Operations	Pass - Through / In-Kind	TOTAL EXPENDITURES
Agency Administration	3,130,380	-	3,130,380	3,216,103	-	3,216,103	3,422,819	-	3,422,819
Facilities Management	2,537,676	-	2,537,676	2,656,245	-	2,656,245	2,730,500	-	2,730,500
Agency Operations	850,109	-	850,109	1,195,444	-	1,195,444	1,246,487	-	1,246,487
Transportation Department Support	836,387	-	836,387	1,154,981	-	1,154,981	1,212,410	-	1,212,410
Workforce Development Department Support	817,683	-	817,683	680,222	-	680,222	768,295	-	768,295
Print Shop	256,580	-	256,580	233,250	-	233,250	239,850	-	239,850
Regional 9-1-1 Department Support	92,343	-	92,343	205,000	-	205,000	205,000	-	205,000
Area Agency on Aging Department Support	205,960	-	205,960	175,000	-	175,000	175,000	-	175,000
North Texas Share	297,335	-	297,335	45,300	-	45,300	115,000	-	115,000
Emergency Preparedness Department Support	97,615	-	97,615	115,000	-	115,000	115,000	-	115,000
Community Services Department Support	44,966	-	44,966	37,000	-	37,000	62,000	-	62,000
Environmental & Development Department Support	36,154	-	36,154	51,000	-	51,000	51,000	-	51,000
Research & Information Services Department Support	89,344	-	89,344	40,000	-	40,000	48,000	-	48,000
Regional Projects	33,168	-	33,168	-	-	-	-	-	-
Total Expenditures:	9,325,700	-	9,325,700	9,804,545	-	9,804,545	10,391,361	-	10,391,361

PUBLIC AFFAIRS PROGRAM SUMMARY

MISSION AND GOALS STATEMENT

The Public Affairs Division, under the direction of the Executive Director's Office, facilitates effective communication to promote coordination among and participation by local governments and their officials in North Central Texas. This division serves as a distribution point for NCTCOG related reports, maps, and information; provides information to media representatives across the region; and provides staff with public information tools.

The goals and objectives for Fiscal Year 2018-2019 include:

Disseminate Public Information

- Coordinate, provide graphics, edit and produce (a) *It's Your Region*, a monthly regional newsletter about NCTCOG activities and services; (b) the *Insiders Newsletter*, a monthly summary of the Executive Board agenda; and (c) a *Regional Directory*, an annual directory which lists elected and appointed officials in NCTCOG's 16-county region.
- Provide support to NCTCOG departments in the production of catalogs, brochures, fact sheets, newsletters, and other materials to market NCTCOG's services and activities.
- Serve as a distribution point for free information generated through regional planning activities and as a storefront for the sale of statistical data, maps, and publications.
- Provide receptionist to serve as the first point of contact and referral for telephone clients, in-house visitors, customers, and the general public.
- Provide a wide variety of internal services to the agency, including a monthly newsletter for NCTCOG employees; creative and writing support; routing of periodicals and other materials to staff; and maintenance of computerized mailing lists.
- Provide a wide variety of external services on behalf of the agency, including preparation and dissemination of news releases; major mailings to member governments; management of the central reception area, and response to telephone, visitor, and e-mail requests for assistance, information and referral.

NCTCOG DEPARTMENTAL STAFFING SUMMARY
DEPARTMENT: PUBLIC AFFAIRS

Position Title	Grade	Full Time		
		2017	2018	2019
Information Center Assistant	B-14	1	1	1
Receptionist	A-11	1	1	1
Totals		2	2	2

The Assistant to the Executive Director is partially allocated to this program.

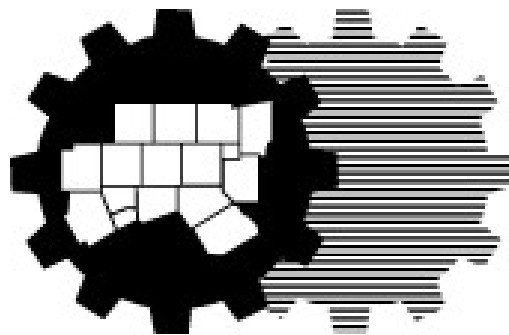
NCTCOG DEPARTMENTAL BUDGET SUMMARY
DEPARTMENT: PUBLIC AFFAIRS

Type of Expenditure	Fiscal Year 2017	Fiscal Year 2018	Fiscal Year 2019		
	Actual Expenditures	Budget	Budget	Change	Percentage of Operations
COST OF OPERATIONS					
Salaries	76,817	111,769	111,769	-	49.36%
Fringe Benefits	32,782	51,078	51,078	-	22.56%
Indirect	-	-	-	-	-
Occupancy	24,447	24,446	25,090	644	11.08%
Travel	-	-	-	-	-
Equipment	-	-	-	-	-
Contract Services	94	-	-	-	-
Other	35,236	37,155	38,511	1,356	17.01%
Total Cost of Operations	169,376	224,448	226,448	2,000	100.00%
Total Pass-Through	-	-	-	-	
Total In-Kind	-	-	-	-	
Total Expenditures	169,376	224,448	226,448	2,000	

NCTCOG DEPARTMENTAL FUNDING SUMMARY
DEPARTMENT: PUBLIC AFFAIRS

Funding Source	Indirect Charges & Billed Services	Inter-Departmental Transfers	General Fund	Local Governments (In-Kind)	Local Contracts	TOTAL LOCAL FUNDS	State Administered Grants	Federal Grants	TOTAL REVENUES
North Central Texas Council of Governments	216,448	-	-	-	-	216,448	-	-	216,448
Information Center Sales	-	-	-	-	10,000	10,000	-	-	10,000
Total Available Revenue:	216,448	-	-	-	10,000	226,448	-	-	226,448

Program Description	Fiscal Year 2017 Actual			Fiscal Year 2018 Budget			Fiscal Year 2019 Budget		
	Operations	Pass - Through / In-Kind	TOTAL EXPENDITURES	Operations	Pass - Through / In-Kind	TOTAL EXPENDITURES	Operations	Pass - Through / In-Kind	TOTAL EXPENDITURES
Public Affairs	78,353	-	78,353	130,660	-	130,660	132,960	-	132,960
Information Center	91,023	-	91,023	93,788	-	93,788	93,488	-	93,488
Total Expenditures:	169,376	-	169,376	224,448	-	224,448	226,448	-	226,448



**North Central Texas
Council of Governments**

RESEARCH AND INFORMATION SERVICES PROGRAM SUMMARY

MISSION AND GOALS STATEMENT

The mission of the North Central Texas Council of Governments' (NCTCOG) Research and Information Services (RIS) Department is three-fold:

1. To provide objective information and analysis on the development of the region for use in area planning and economic development activities
2. To support the information technology needs of NCTCOG
3. To offer shared service opportunities to the region where opportunities exist

Information on the region and RIS activities is provided to the public through a variety of publications and via our Internet sites. RIS develops and supports:

- Regional Information
- Regional Geographic Information System (GIS) Coordination
- Infrastructure Services
- Application Development and Support Services
- Consulting and Project Management Services
- Shared Services
- Information Security

REGIONAL INFORMATION

The RIS department supports a variety of demographic needs across North Central Texas. Data and analyses created through this program are used in regional planning, environmental analysis, area economic development, and other projects that require information on demographic and development patterns in North Central Texas.

- **DEVELOPMENT MONITORING:** Information required for regional and local analysis and planning, including inventories of commercial structures, major employers, and residential development is collected, maintained and organized.
- **ANNUAL POPULATION AND HOUSING ESTIMATES:** Surveys are sent to and received from local jurisdictions for residential building permit and completion information and demographic trends in area cities and counties are reviewed. Products resulting from these analyses include annual population and housing estimates by housing type for individual cities and counties.
- **CENSUS SUPPORT:** RIS provides local dissemination and technical support of census data. This includes adding value to census data by making it accessible in reports using specialized summary tools, in geographic data files, and as downloadable data. RIS also facilitates training regarding use of census data and develops tools that facilitate practical application of census data.
- **DEMOGRAPHIC FORECASTS:** The NCTCOG Demographic Forecast provides long-range, small-area population and employment projections. Forecasts are created approximately every five years, and typically forecast 30-35 years into the future. RIS works with the NCTCOG Transportation Department in development of these forecasts. Local governments participate by reviewing preliminary forecasts and by providing data to improve their accuracy. These forecasts are used in local and regional urban planning, economic development, homeland security, transportation planning, and various resource allocations.
- **SMALL-AREA ESTIMATES:** RIS applies an allocation method to augmented federal data to develop employment estimates by major industry sector. These are available at the census tract, city, and county levels.
- **TECHNICAL ASSISTANCE AND SPECIALIZED ANALYSIS:** RIS responds to a variety of requests for general assistance both internally and externally. To respond to these requests, RIS staff members endeavor to have a good understanding not just of NCTCOG data, but also of data available from other sources. The assistance

requests can vary from simply looking up values in a table, to providing a detailed explanation regarding the appropriate use of specific data. RIS also provides specialized analytical services. This is primarily internal, but is also available on a fee-for-service basis for external customers when resources are available.

- **GEOGRAPHIC INFORMATION SYSTEM (GIS) DATA:** RIS supports the GIS efforts throughout the agency and region. In-house, this includes updating software; purchasing and installing new hardware; database management; updating and creating GIS layers such as land use, roads, hydrology, features, entity boundaries, and others; and building automated tools and coordinating agency-wide GIS efforts. Technical support for this ever-evolving technology is a core component of this service. Internally, GIS data is made available through a specialized toolbar. Externally, GIS data is available for online mapping through DFWmaps.com and for download through the Regional Data Center

REGIONAL GIS COORDINATION

Support for our region is realized through cooperative purchases of data through the Spatial Data Cooperative Program (SDCP) and the coordination of regional GIS meetings.

- **SPATIAL DATA COOPERATIVE PROGRAM:** The RIS Department facilitates the purchase of spatial data for North Central Texas as a cost-sharing initiative for local governments and other interested entities. Potential data acquisition includes high-resolution, color, orthophotography (orthos), elevation data (LiDAR) and numerous derivative products created from orthos and/or LiDAR.

The products made available through this program are created using the latest technology and specifications and are used in a variety of applications such as engineering studies, project planning, emergency preparedness efforts, and emergency response applications.

Each year, the RIS Department coordinates with local public agencies and other entities to determine the need for spatial data. The scope of each project is defined by its participants. Projects can range in size from a few cities to covering the entire 12,800-sq. mile NCTCOG region and beyond. By coordinating projects on a regional level, we are able to greatly reduce the acquisition cost for these types of data sets. This also allows our smaller entities, with limited resources, to benefit from this type of data that would not normally be available to them.

- **REGIONAL GIS MEETINGS:** The RIS department holds bi-annual GIS meetings for all interested GIS professionals at different locations throughout the region. The full day meetings offer lectures and demonstrations by other GIS professionals on new technology and various GIS-related initiatives. They give our members a chance to keep up with new developments in their profession, as well as offer an opportunity for networking between members and other GIS professional around the region.

INFRASTRUCTURE SERVICES

The goal of the Infrastructure group is to provide the technological foundation upon which the majority of the Agency's programs depend. Infrastructure Services includes the research, procurement, and support of technology solutions that support the business needs of the enterprise. The group accomplishes its goal by designing, installing, and providing post-installation support of the Agency's:

- Centralized file storage and backup;
- Database servers;
- Web hosting services and servers;
- Application servers;
- Desktop computers, printers, scanners;
- Laptop and tablet computers;
- Local area network cabling, switching, and connectivity;
- Local area network and desktop printing;
- Wide area network connectivity;
- Internet connectivity;
- E-mail services;
- VOIP phone system;

- Cloud service management;
- Vendor/contract management;
- Network security and virus defense; and
- Remote access, virtual private networking, and terminal services.

APPLICATION DEVELOPMENT AND SUPPORT SERVICES

This program provides development, implementation and on-going support services to the Agency for GIS, custom data processing and analysis, and web-based technologies.

- **FOUNDATION TECHNOLOGY SUPPORT:** RIS supports several enterprise applications serving as powerful and flexible platforms that drive a wide variety of business functions. These foundation technologies include products like Microsoft Office365, Microsoft SharePoint, Microsoft SQL Server, Microsoft Dynamics CRM, Laserfiche, and ESRI ArcGIS. RIS uses these technologies to deploy new solutions, in addition to supporting existing solutions and the application environments as a whole.
- **WEB AND DATA APPLICATIONS:** The RIS department is responsible for Agency website administration and support. RIS also develops and/or supports multiple web applications and databases that address key functions as diverse as employee health-care eligibility, accounting, auto inspections, demographic forecasts, live data analysis, tornado damage impacts, and geographic information system implementation. The goal is to provide efficient operational procedures, application development, and data analysis to improve decision-making capabilities for the agency and region. Web and interactive tools provide a window to a large quantity of managed digital data, and innovative techniques are developed to make the data most useful to operational users. RIS works to merge web, database, GIS, and data analysis technologies together into a robust set of tools that bring multiple data sources together. Applications include:
 - Entity insurance data processing
 - Toll Revenue and Project Tracking System development and support
 - AirCheck Texas application development and support
 - Air Quality Maintenance and Operations database development and support
 - Agency database application development and support
 - Safe Room Rebate Program application development and support
 - Severe weather data analysis for regional and federal programs

CONSULTING AND PROJECT MANAGEMENT SERVICES

RIS provides IT project management and consulting services to support Agency initiatives. This includes business analysis, risk assessment, project scoping/requirements gathering, business process improvement, procurement assistance and solution/vendor evaluation/selection.

SHARED SERVICES

This program consists of a series of initiatives coordinated by the Administration and RIS departments and designed to address the common needs of multiple local government agencies. These initiatives are defined entirely by member agencies to bring value through reduced cost, collaborative wisdom, consortium purchasing power, and reduced risk. Current initiatives coordinated by RIS include:

- Infor ERP services
- Aerial Photography
- Planimetrics

New programs are reviewed when they are presented to determine if they are appropriate additions to the Shared Services Initiatives. Details about the last two items listed are provided under the Geographic Information Systems category above.

INFORMATION SECURITY

The Information Security Office works to safeguard the confidentiality, integrity, and availability of the Agency's information systems by implementing and maintaining network, application, and endpoint protection systems. The Office is also responsible for maintaining the Agency's Information Security Policy, providing Security Awareness Training to employees, and keeping them abreast of current security threats. In addition, the Office is responsible for assessing the risks associated with the implementation of new technologies or applications, and for continually evaluating the risks associated with operating or updating current systems.

NCTCOG DEPARTMENTAL STAFFING SUMMARY
DEPARTMENT: RESEARCH & INFORMATION SERVICES

Position Title	Grade	Full Time		
		2017	2018	2019
Director of Research & Information Services/CIO	B-32	1	1	1
Chief Technology Officer	B-29	1	1	1
Information Security Officer	B-29	1	1	1
Manager of Research	B-28	1	1	1
Senior IT Manager	B-28	2	2	2
IT Manager	B-27	5	5	5
Senior Solutions Analyst	B-26	-	1	1
Senior Sharepoint Administrator	B-26	1	-	-
Solutions Analyst II	B-24	-	4	2
Solutions Analyst	B-24	1	-	2
Web Developer	B-24	3	3	3
Sr. Web Developer/Lead/Architect	B-26			1
Senior Network Administrator	B-24	4	1	1
Senior Research Data Analyst	B-25	1	1	1
Predictive Analytics Specialist	B-23	1	1	1
GIS Application Developer	B-22	1	-	-
Information Services Coordinator	B-22	1	-	-
Network Administrator I	B-22	1	2	2
Senior Geographic Information Analyst	B-24	1	1	1
Research Data Analyst	B-21	1	1	1
Network Specialist	B-20	3	3	3
Associate Geographic Information Analyst	B-18	1	2	2
Computer Support Technician	B-17	1	1	1
Service Desk Technician	B-17	1	1	-
Administrative Program Coordinator	B-21	-	-	1
Senior Administrative Assistant	A-17	2	2	-
Administrative Assistant	A-15	-	-	1
	Totals	35	35	35

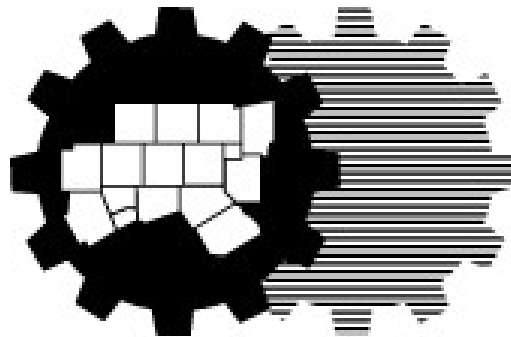
**NCTCOG DEPARTMENTAL BUDGET SUMMARY
DEPARTMENT: RESEARCH & INFORMATION SERVICES**

Type of Expenditure	Fiscal Year 2017	Fiscal Year 2018	Fiscal Year 2019		
	Actual Expenditures	Budget	Budget	Change	Percentage of Operations
COST OF OPERATIONS					
Salaries	2,244,870	2,781,613	2,807,123	25,510	27.88%
Fringe Benefits	958,001	1,271,197	1,282,855	11,658	12.74%
Indirect	558,300	717,347	723,926	6,579	7.19%
Occupancy	188,129	166,446	170,827	4,381	1.70%
Travel	20,722	29,700	30,950	1,250	0.31%
Capital Outlay	140,650	372,500	365,998	(6,502)	3.64%
Contract Services	2,968,215	1,268,329	2,404,969	1,136,640	23.89%
Other	2,644,179	2,066,040	2,280,527	214,487	22.65%
Total Cost of Operations	9,723,066	8,673,172	10,067,175	1,394,003	100.00%
Total Pass-Through	26	-	-	-	
Total In-Kind	-	-	-	-	
Total Expenditures	9,723,092	8,673,172	10,067,175	1,394,003	

NCTCOG DEPARTMENTAL FUNDING SUMMARY
DEPARTMENT: RESEARCH & INFORMATION SERVICES

Funding Source	Indirect Charges & Billed Services	Inter-Departmental Transfers	General Fund	Local Governments (In-Kind)	Local Contracts	TOTAL LOCAL FUNDS	State Administered Grants	Federal Grants	TOTAL REVENUES
North Central Texas Council of Governments	2,689,941	-	-	-	-	2,689,941	-	-	2,689,941
Workforce Development Department	-	2,842,454	-	-	-	2,842,454	-	-	2,842,454
Fee for Service	-	-	-	-	2,935,780	2,935,780	-	-	2,935,780
Transportation Department	-	1,071,000	-	-	-	1,071,000	-	-	1,071,000
Public Employees Benefits Cooperative	-	281,000	-	-	-	281,000	-	-	281,000
Agency Management	-	225,000	-	-	-	225,000	-	-	225,000
Emergency Preparedness Department	-	40,000	-	-	-	40,000	-	-	40,000
Environment & Development Department	-	30,000	-	-	-	30,000	-	-	30,000
Administration Department	-	(48,000)	-	-	-	(48,000)	-	-	(48,000)
Total Available Revenue:	2,689,941	4,441,454	-	-	2,935,780	10,067,175	-	-	10,067,175

Program Description	Fiscal Year 2017 Actual			Fiscal Year 2018 Budget			Fiscal Year 2019 Budget		
	Operations	Pass - Through / In-Kind	TOTAL EXPENDITURES	Operations	Pass - Through / In-Kind	TOTAL EXPENDITURES	Operations	Pass - Through / In-Kind	TOTAL EXPENDITURES
Workforce Development Department Support	2,235,539	-	2,235,539	2,692,853	-	2,692,853	2,816,568	-	2,816,568
Information Services (Network Support)	2,758,845	26	2,758,871	2,543,063	-	2,543,063	2,677,169	-	2,677,169
Orthos/Aerial Photography	1,878,002	-	1,878,002	398,137	-	398,137	1,771,548	-	1,771,548
CityNet	1,067,769	-	1,067,769	1,063,854	-	1,063,854	1,150,292	-	1,150,292
Transportation Department Support	565,702	-	565,702	886,063	-	886,063	642,909	-	642,909
Regional Data Services (Demographic Forecasting)	431,180	-	431,180	482,823	-	482,823	490,162	-	490,162
Public Employees Benefits Cooperative Support	432,086	-	432,086	277,816	-	277,816	279,666	-	279,666
Local Government Support	227,587	-	227,587	223,932	-	223,932	223,932	-	223,932
Interdepartmental Support	25,875	-	25,875	19,509	-	19,509	14,929	-	14,929
RISN (Web Consulting Services)	30,507	-	30,507	55,242	-	55,242	-	-	-
Fee for Service	69,974	-	69,974	29,860	-	29,860	-	-	-
Total Expenditures:	9,723,066	26.00	9,723,092	8,673,172	-	8,673,172	10,067,175	-	10,067,175



**North Central Texas
Council of Governments**

COMMUNITY SERVICES PROGRAM SUMMARY

MISSION AND GOALS STATEMENT

The mission of Community Services is to provide assistance to planning, implementing, maintaining, and coordinating programs in criminal justice; offering training opportunities for law enforcement and other local government personnel, and to provide a cooperative purchasing program to meet the needs of North Texas' Public Sector entities. The functional program areas involved in carrying out this mission include: Criminal Justice, Regional Training (Law Enforcement and Local Governments), and North Texas SHARE.

Criminal Justice

The Fiscal Year 2019 Annual Criminal Justice Program budget for North Central Texas was developed to incorporate the needs of local governments, educational institutions and non-profit agencies, and to meet "Interlocal Agreement" requirements with the Office of the Governor's Criminal Justice Division.

Technical and operational assistance to more than 200 public and private agencies will be provided for the development and implementation of new and continuation criminal justice programs, grant application workshops, preparation of grant applications, grant management, and to meet the administrative requirements of the Criminal Justice Division.

Program support will be provided to the Criminal Justice Policy Development Committee (CJPDC), which sets policy consistent with the Criminal Justice Division's FY 2019 "Interlocal Agreement". The Committee will recommend program priorities to the Executive Board for endorsement before sending priority lists to CJD.

The Regional Training Program

Regional Police Academy

The Regional Police Academy will conduct more than 100 law enforcement training courses during fiscal year 2018. Texas Peace Officers must meet the Texas Commission on Law Enforcement (TCOLE) requirements of forty hours of training in two, two-year training units, for a total of eighty-hours of training for the four year training cycles, to include legislatively mandated training.

In addition, depending on demand, a minimum of seven and possibly a maximum of ten Basic Peace Officer courses will be offered for approximately 180 to 250 new recruit officers.

Promotion and selection assessments will be done for local agencies for sergeants, lieutenants and chiefs.

Off-Site Training Programs can be conducted, upon request at local sites throughout the region allowing officers in the outlying areas to receive training.

Training & Development Institute

The Training & Development Institute (TDI) provides a variety of professional development and training opportunities for public sector entities in the North Central Texas region. The TDI offers training and continuous educational programs on-campus, at our NCTCOG Arlington Location, off-site throughout the region, and online in our web-based learning management system. The TDI has 7 Main Academies our programs will fall into; Human Resource and Compliance Academy, Management and Leadership Academy, Public Finance Academy, Contracts and Purchasing Academy, Planning and Development Academy, Public Works Academy and the Professional Development Academy.

Local Government Training: For the 2019 fiscal year, the Training & Development Institute (TDI) will offer, host, and support a number of classes, workshops, programs, and other activities both onsite and offsite, as well as create TDI branded online soft-skills and compliance learning options. New instructor-led offerings will be launched in the areas of Human Resources and Compliance, Public Finance, Purchasing, and more.

In addition to new, career-track programs within the Human Resource and Compliance Academy and the Management and Leadership Academy, the TDI will also be offering Texas Commission on Environmental Quality-Approved water and waste water classes as an approved training facility.

Many of the courses offered by the TDI are already eligible for credit through various agencies, including Code Enforcement Credit and EMS credit through the Department of State Health Services, as well as Texas Commission on Law Enforcement (TCOLE) credit. The TDI also hosts and facilitates courses that satisfy the requirements for the Texas State Board of Public Accountancy for Certified Public Accountants (CPA), such as Public Funds Investment Act and Emerging Leader Programs that focus on financial leadership, and for contracts and purchasing courses through our partnership with Government Procurement Services.

The TDI will continue to host the Texas Certified Public Manager program, and varieties of other programs from throughout the year. As well as being a contractual training resource to the departments within the NCTCOG agency, TDI will continue to facilitate room reservations and hosting services for various associations and agencies from throughout the region, as needed for programs and events.

The TDI will continue its collaborative efforts with various NCTCOG departments to ensure training is relevant and necessary for our members and the region.

North Texas SHARE

North Texas SHARE is a program designed to deliver a customer-focused marketplace and meet the needs of North Texas' Public Sector entities.

The SHARE program is the direct outcome of local governments partnering together to identify common needs in the North Texas area and developing solutions through collaboration and cooperative purchasing programs.

Participating organizations can have confidence that when purchasing through SHARE, all procurement processes follow legal guidelines and are administered consistently.

**NCTCOG DEPARTMENTAL STAFFING SUMMARY
DEPARTMENT: COMMUNITY SERVICES**

Position Title	Grade	Full Time		
		2017	2018	2019
Learning and Development Supervisor	B-26	1	1	1
Manager of Law Enforcement Training	B-26	1	1	1
Regional Police Academy Supervisor	B-23	1	-	-
Criminal Justice Program Administrator	B-22	1	1	1
Police Training Coordinator	B-21	2	3	3
Buyer	B-20	-	-	1
Training Support Specialist	B-17	2	2	2
	Totals	8	8	9

Position Title	Grade	Temporary / Part Time		
		2017	2018	2019
Solutions Specialist	B-18	-	-	1
Project Coordinator	B-17	-	-	1
Intern	A-09	1	1	1
	Totals	1	1	3

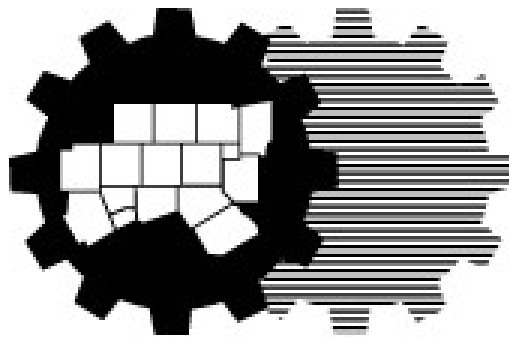
**NCTCOG DEPARTMENTAL BUDGET SUMMARY
DEPARTMENT: COMMUNITY SERVICES**

Type of Expenditure	Fiscal Year 2016	Fiscal Year 2017	Fiscal Year 2018		
	Actual Expenditures	Budget	Budget	Change	Percentage of Operations
COST OF OPERATIONS					
Salaries	398,416	475,469	493,682	18,213	25.17%
Fringe Benefits	168,747	207,781	225,612	17,831	11.50%
Indirect	97,453	120,935	127,316	6,381	6.49%
Occupancy	256,633	253,424	277,792	24,368	14.16%
Travel	7,292	17,315	12,798	(4,517)	0.65%
Capital Outlay	-	10,000	16,000	6,000	0.82%
Contract Services	269,967	210,000	460,100	250,100	23.46%
Other	271,681	323,003	348,108	25,105	17.75%
Total Cost of Operations	1,470,189	1,617,927	1,961,408	343,481	100.00%
Total Pass-Through	-	-	-	-	
Total In-Kind	-	-	-	-	
Total Expenditures	1,470,189	1,617,927	1,961,408	343,481	

NCTCOG DEPARTMENTAL FUNDING SUMMARY
DEPARTMENT: COMMUNITY SERVICES

Funding Source	Indirect Charges & Billed Services	Inter-Departmental Transfers	General Fund	Local Governments (In-Kind)	Local Contracts	TOTAL LOCAL FUNDS	State Administered Grants	Federal Grants	TOTAL REVENUES
Fee for Service	-	-	-	-	1,391,593	1,391,593	-	-	1,391,593
Governor's Office, Criminal Justice Division	-	-	-	-	-	-	997,862	-	997,862
Transportation Department	-	49,480	-	-	-	49,480	-	-	49,480
Agency Administration Department	-	(177,000)	-	-	-	(177,000)	-	-	(177,000)
Total Available Revenue:	-	(127,520)	-	-	1,391,593	1,264,073	997,862	-	2,261,935

Program Description	Fiscal Year 2017 Actual			Fiscal Year 2018 Budget			Fiscal Year 2019 Budget		
	Operations	Pass - Through / In-Kind	TOTAL EXPENDITURES	Operations	Pass - Through / In-Kind	TOTAL EXPENDITURES	Operations	Pass - Through / In-Kind	TOTAL EXPENDITURES
Regional Police Academy	998,081	-	998,081	1,047,039	-	1,047,039	1,199,350	-	1,199,350.00
North Texas SHARE Cooperative	-	-	-	180,350	-	180,350	455,401	-	455,401.00
Training & Development Institute	337,214	115	337,329	549,340	-	549,340	407,505	-	407,505.00
Criminal Justice Planning	150,101	-	150,101	184,679	-	184,679	199,679	-	199,679.00
Total Expenditures:	1,485,396	115	1,485,511	1,961,408	-	1,961,408	2,261,935	-	2,261,935



Community Services Division Detail

(Contains Staffing, Budget and Funding Summaries for major programs)

NCTCOG DEPARTMENTAL STAFFING SUMMARY
DEPARTMENT: COMMUNITY SERVICES
DIVISION: REGIONAL POLICE ACADEMY

Position Title	Grade	Full Time		
		2017	2018	2019
Manager of Law Enforcement Training	B-26	1	1	1
Regional Police Academy Supervisor	B-23	1	-	-
Police Training Coordinator	B-21	2	3	3
Training Support Specialist	B-17	1	1	1
	Totals	5	5	5

NCTCOG DEPARTMENTAL BUDGET SUMMARY
DEPARTMENT: COMMUNITY SERVICES
DIVISION: REGIONAL POLICE ACADEMY

Type of Expenditure	Fiscal Year 2017	Fiscal Year 2018	Fiscal Year 2019		Percentage of Operations
	Actual Expenditures	Budget	Budget	Change	
COST OF OPERATIONS					
Salaries	250,902	293,443	304,726	11,283	25.41%
Fringe Benefits	107,073	134,103	139,260	5,157	11.61%
Indirect	62,399	75,676	78,586	2,910	6.55%
Occupancy	219,202	215,015	249,535	34,520	20.81%
Travel	1,931	9,400	1,400	(8,000)	0.12%
Capital Outlay	-	16,000	9,000	(7,000)	0.75%
Contract Services	214,565	152,000	303,750	151,750	25.33%
Other	142,009	151,402	113,093	(38,309)	9.43%
Total Cost of Operations	998,081	1,047,039	1,199,350	152,311	100.00%
Total Pass-Through	-	-	-	-	
Total In-Kind	-	-	-	-	
Total Expenditures	998,081	1,047,039	1,199,350	152,311	

NCTCOG DEPARTMENTAL FUNDING SUMMARY
DEPARTMENT: COMMUNITY SERVICES
DIVISION: REGIONAL POLICE ACADEMY

Funding Source	Indirect Charges & Billed Services	Inter - Departmental Transfers	General Fund	Local Governments (In-Kind)	Local Contracts	TOTAL LOCAL FUNDS	State Administered Grants	Federal Grants	TOTAL REVENUES
Governor's Office, Criminal Justice Division	-	-	-	-	-	-	777,183	-	777,183
Fee for Service	-	-	-	-	447,167	447,167	-	-	447,167
Administration Department	-	(25,000)	-	-	-	(25,000)	-	-	(25,000)
Total Available Revenue:	-	(25,000)	-	-	447,167	422,167	777,183	-	1,199,350

Program Description	Fiscal Year 2017 Actual			Fiscal Year 2018 Budget			Fiscal Year 2019 Budget		
	Operations	Pass - Through / In-Kind	TOTAL EXPENDITURES	Operations	Pass - Through / In-Kind	TOTAL EXPENDITURES	Operations	Pass - Through / In-Kind	TOTAL EXPENDITURES
Regional Police Training	998,081	-	998,081	1,047,039	-	1,047,039	1,199,350	-	1,199,350
Total Expenditures:	998,081	-	998,081	1,047,039	-	1,047,039	1,199,350	-	1,199,350

NCTCOG DEPARTMENTAL STAFFING SUMMARY
DEPARTMENT: COMMUNITY SERVICES
DIVISION: NORTH TEXAS SHARE COOPERATIVE

Position Title	Grade	Full Time		
		2017	2018	2019
Buyer	B-20	-	-	1
Totals		-	-	1

Position Title	Grade	Temporary / Part Time		
		2017	2018	2019
Project Coordinator	B-17	-	-	1
Totals		-	-	1

NCTCOG DEPARTMENTAL BUDGET SUMMARY
DEPARTMENT: COMMUNITY SERVICES
DIVISION: NORTH TEXAS SHARE COOPERATIVE

Type of Expenditure	Fiscal Year 2017	Fiscal Year 2018	Fiscal Year 2019		
	Actual Expenditures	Budget	Budget	Change	Percentage of Operations
COST OF OPERATIONS					
Salaries	-	-	57,091	57,091	12.54%
Fringe Benefits	-	-	26,091	26,091	5.73%
Indirect	-	-	14,723	14,723	3.23%
Occupancy	-	-	5,520	5,520	1.21%
Travel	-	-	10,000	10,000	2.20%
Capital Outlay	-	-	-	-	-
Contract Services	-	180,350	43,000	(137,350)	9.44%
Other	-	-	298,976	298,976	65.65%
Total Cost of Operations	-	180,350	455,401	275,051	100.00%
Total Pass-Through	-	-	-	-	
Total In-Kind	-	-	-	-	
Total Expenditures	-	180,350	455,401	275,051	

NCTCOG DEPARTMENTAL FUNDING SUMMARY
DEPARTMENT: COMMUNITY SERVICES
DIVISION: NORTH TEXAS SHARE COOPERATIVE

Funding Source	Indirect Charges & Billed Services	Inter - Departmental Transfers	General Fund	Local Governments (In-Kind)	Local Contracts	TOTAL LOCAL FUNDS	State Administered Grants	Federal Grants	TOTAL REVENUES
Fee for Service	-	-	-	-	570,401	-	-	-	-
Administration Department	-	(115,000)	-	-	-	(115,000)	-	-	(115,000)
Total Available Revenue:	-	(115,000)	-	-	570,401	455,401	-	-	455,401

Program Description	Fiscal Year 2017 Actual			Fiscal Year 2018 Budget			Fiscal Year 2019 Budget		
	Operations	Pass - Through / In-Kind	TOTAL EXPENDITURES	Operations	Pass - Through / In-Kind	TOTAL EXPENDITURES	Operations	Pass - Through / In-Kind	TOTAL EXPENDITURES
North Texas SHARE Cooperative	-	-	-	180,350	-	180,350	455,401	-	455,401
Total Expenditures:	-	-	-	180,350	-	180,350	455,401	-	455,401

NCTCOG DEPARTMENTAL STAFFING SUMMARY
DEPARTMENT: COMMUNITY SERVICES
DIVISION: TRAINING & DEVELOPMENT INSTITUTE

Position Title	Grade	Full Time		
		2017	2018	2019
Learning and Development Supervisor	B-25	1	1	1
Training Support Specialist	B-17	1	1	1
	Totals	2	2	2

Position Title	Grade	Temporary / Part Time		
		2017	2018	2019
Solutions Specialist	B-18	-	-	1
Intern	A-09	1	2	1
	Totals	1	2	2

NCTCOG DEPARTMENTAL BUDGET SUMMARY
DEPARTMENT: COMMUNITY SERVICES
DIVISION: TRAINING & DEVELOPMENT INSTITUTE

Type of Expenditure	Fiscal Year 2017	Fiscal Year 2018	Fiscal Year 2019		
	Actual Expenditures	Budget	Budget	Change	Percentage of Operations
COST OF OPERATIONS					
Salaries	99,291	129,733	86,917	(42,816)	21.33%
Fringe Benefits	36,410	59,288	39,721	(19,567)	9.75%
Indirect	20,165	33,457	22,415	(11,042)	5.50%
Occupancy	33,020	57,399	5,520	(51,879)	1.35%
Travel	1,617	-	3,900	3,900	0.96%
Capital Outlay	-	-	-	-	-
Contract Services	73,113	127,750	119,000	(8,750)	29.20%
Other	73,598	141,713	130,032	(11,681)	31.91%
Total Cost of Operations	337,214	549,340	407,505	(141,835)	100.00%
Total Pass-Through	115	-	-	-	
Total In-Kind	-	-	-	-	
Total Expenditures	337,329	549,340	407,505	(141,835)	

NCTCOG DEPARTMENTAL FUNDING SUMMARY
DEPARTMENT: COMMUNITY SERVICES
DIVISION: TRAINING & DEVELOPMENT INSTITUTE

Funding Source	Indirect Charges & Billed Services	Inter - Departmental Transfers	General Fund	Local Governments (In-Kind)	Local Contracts	TOTAL LOCAL FUNDS	State Administered Grants	Federal Grants	TOTAL REVENUES
Fee for Service	-	-	-	-	374,025	374,025	-	-	374,025
Transportation Department	-	49,480	-	-	-	49,480	-	-	49,480
Agency Administration Department	-	(16,000)	-	-	-	(16,000)	-	-	(16,000)
Total Available Revenue:	-	33,480	-	-	374,025	407,505	-	-	407,505

Program Description	Fiscal Year 2017 Actual			Fiscal Year 2018 Budget			Fiscal Year 2019 Budget		
	Operations	Pass - Through / In-Kind	TOTAL EXPENDITURES	Operations	Pass - Through / In-Kind	TOTAL EXPENDITURES	Operations	Pass - Through / In-Kind	TOTAL EXPENDITURES
Local Government Training/Online Training	268,173	115	268,288	472,860	-	472,860	358,025.00	-	358,025
Transportation Related Training	36,450	-	36,450	36,480	-	36,480	49,480.00	-	49,480
Community Services (CJD) Department Support	5,538	-	5,538	15,000	-	15,000	-	-	-
Agency Administration Department Support	27,053	-	27,053	25,000	-	25,000	-	-	-
Total Expenditures:	337,214	115	337,329	549,340	-	549,340	407,505	-	407,505

NCTCOG DEPARTMENTAL STAFFING SUMMARY
DEPARTMENT: COMMUNITY SERVICES
DIVISION: CRIMINAL JUSTICE PLANNING

Position Title	Grade	Full Time		
		2017	2018	2019
Criminal Justice Program Administrator	B-22	1	1	1
Totals		1	1	1

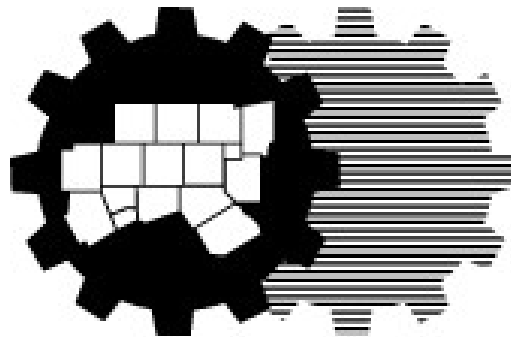
NCTCOG DEPARTMENTAL BUDGET SUMMARY
DEPARTMENT: COMMUNITY SERVICES
DIVISION: CRIMINAL JUSTICE PLANNING

Type of Expenditure	Fiscal Year 2017	Fiscal Year 2018	Fiscal Year 2019		
	Actual Expenditures	Budget	Budget	Change	Percentage of Operations
COST OF OPERATIONS					
Salaries	66,743	70,506	72,621	2,115	36.37%
Fringe Benefits	28,483	32,221	33,188	967	16.62%
Indirect	16,599	18,183	18,728	545	9.38%
Occupancy	6,161	5,378	5,520	142	2.76%
Travel	1,574	3,398	3,398	-	1.70%
Capital Outlay	-	-	-	-	0.00%
Contract Services	-	-	-	-	0.00%
Other	30,541	54,993	66,224	11,231	33.17%
Total Cost of Operations	150,101	184,679	199,679	15,000	100.0%
Total Pass-Through	-	-	-	-	
Total In-Kind	-	-	-	-	
Total Expenditures	150,101	184,679	199,679	15,000	

NCTCOG DEPARTMENTAL FUNDING SUMMARY
DEPARTMENT: COMMUNITY SERVICES
DIVISION: CRIMINAL JUSTICE PLANNING

Funding Source	Indirect Charges & Billed Services	Inter - Departmental Transfers	General Fund	Local Government (In-Kind)	Local Contracts	TOTAL LOCAL FUNDS	State Administered Grants	Federal Grants	TOTAL REVENUES
Office of the Governor's Criminal Justice Division Administration Department	-	(21,000)	-	-	-	(21,000)	220,679	-	220,679 (21,000)
Total Available Revenue:	-	(21,000)	-	-	-	(21,000)	220,679	-	199,679

Program Description	Fiscal Year 2017 Actual			Fiscal Year 2018 Budget			Fiscal Year 2019 Budget		
	Operations	Pass - Through / In-Kind	TOTAL EXPENDITURES	Operations	Pass - Through / In-Kind	TOTAL EXPENDITURES	Operations	Pass - Through / In-Kind	TOTAL EXPENDITURES
Office of the Governor's Criminal Justice Division	150,101	-	150,101	184,679	-	184,679	199,679	-	199,679
Total Expenditures:	150,101	-	150,101	184,679	-	184,679	199,679	-	199,679



**North Central Texas
Council of Governments**

AREA AGENCY ON AGING PROGRAM SUMMARY

MISSION AND GOALS STATEMENT

The mission of Area Agency on Aging is to create and maintain a coordinated network of health and social services for older adults, persons with disabilities, and their family caregivers.

During FY 2019, the North Central Texas Area Agency on Aging (AAA), which provides aging and caregiver services within the 14 counties surrounding Dallas and Tarrant counties, will contract with community-based organizations to provide nutritionally balanced meals in congregate settings and to homebound older persons at least 250 days during the year. Demand-response transportation will assist older riders in accessing doctors' offices, senior centers, and other community sites.

The AAA will provide and/or administer the following services at the regional level: Care Coordination; Benefits Counseling; Money Management; Ombudsman; Respite; Homemaker; Personal Assistance; Caregiver Support Coordination; Caregiver Education and Training, A Matter of Balance fall prevention classes; Chronic Disease Self-Management classes; Diabetes Self-Management classes; and Chronic Pain Self-Management classes.

The Ombudsman Program will serve all 109 free-standing nursing facilities in the AAA service delivery region by relying on the services of both staff and certified volunteer ombudsman. It will visit large nursing facilities at least 10 times per year, medium facilities at least six times per year and small facilities at least four times per year. In addition, it will serve all assisted living facilities, maintaining minimum visitation standards of seven times per year for large facilities, five times per year for medium facilities, and four times per year for small facilities.

Under the umbrella of its Aging and Disability Resource Center (ADRC), Aging will develop collaborative relationships with providers of human services in order to assist persons of all ages who have disabilities, are caregivers of persons who have disabilities, and/or wish to plan in advance of need for long-term supports and services. The ADRC will serve all 14 counties in the Aging service area, providing free and objective information to people of all income levels. As it has funds available, it will provide respite to caregivers of persons with disabilities (including children and young adults) In addition, it will serve as an entry point to Medicaid-funded long-term services and supports.

NCTCOG DEPARTMENTAL STAFFING SUMMARY
DEPARTMENT: AREA AGENCY ON AGING

Position Title	Grade	Full Time		
		2017	2018	2019
Director of Aging Programs	B-32	1	1	1
Aging Supervisor-Contract Services	B-22	1	1	1
Aging Supervisor-Direct Services	B-22	1	1	1
Aging Supervisor-Volunteer and Evidence-Based Programs	B-22	-	1	1
Ombudsman Program Coordinator	B-22	1	1	1
Regional Ombudsman	B-19	2	2	2
Senior Case Manager	B-19	3	3	4
Benefits Counselor	B-18	3	3	2
Ombudsman Program Assistant II	B-18	1	1	1
Volunteer Coordinator	B-17	1	1	1
ADRC Benefits Specialist	B-16	-	3	3
Case Manager	B-15	4	3	3
Administrative Assistant II	A-15	2	2	2
Administrative Assistant I	A-13	1	1	1
	Totals	21	24	24

Position Title	Grade	Temporary / Part Time		
		2017	2018	2019
Regional Ombudsman	B-19	2	2	2
Vendor & Contract Coordinator	B-18	1	1	1
Evidence Based Specialist	B-17	1	1	1
Administrative Assistant I	A-13	-	1	1
	Totals	4	5	5

NCTCOG DEPARTMENTAL BUDGET SUMMARY
DEPARTMENT: AREA AGENCY ON AGING

Type of Expenditure	Fiscal Year 2017	Fiscal Year 2018	Fiscal Year 2019		
	Actual Expenditures	Budget	Budget	Change	Percentage of Operations
COST OF OPERATIONS					
Salaries	1,115,060	1,360,235	1,352,908	(7,327)	31.37%
Fringe Benefits	475,853	621,627	618,279	(3,348)	14.33%
Indirect	277,316	350,790	348,900	(1,890)	8.09%
Occupancy	97,548	92,516	101,614	9,098	2.36%
Travel	76,926	75,938	83,284	7,346	1.93%
Capital Outlay	-	-	-	-	-
Contract Services	78,865	1,377,490	1,549,734	172,244	35.93%
Other	1,764,507	204,576	258,661	54,085	6.00%
Total Cost of Operations	3,886,075	4,083,172	4,313,380	230,208	100.00%
Total Pass-Through	3,941,817	4,026,805	4,399,243	372,438	
Total In-Kind	7,864,711	7,344,462	7,997,617	653,155	
Total Expenditures	15,692,603	15,454,439	16,710,240	1,255,801	

NCTCOG DEPARTMENTAL FUNDING SUMMARY
DEPARTMENT: AREA AGENCY ON AGING

Funding Source	Indirect Charges & Billed Services	Inter - Departmental Transfers	General Fund	Local Governments (In-Kind)	Local Contracts	TOTAL LOCAL FUNDS	State Administered Grants	Federal Grants	TOTAL REVENUES
Health and Human Services	-	-	-	-	-	-	8,009,552	-	8,009,552
Subcontractors	-	-	-	7,966,155	-	7,966,155	-	-	7,966,155
Managed Care Organizations	-	-	-	-	593,075	593,075	-	-	593,075
Corporation for National and Community Services	-	-	-	31,462	124,996	156,458	-	-	156,458
County Contributions	-	-	-	-	135,000	135,000	-	-	135,000
Better Business Bureau	-	-	-	-	20,000	20,000	-	-	20,000
Texas Medical Foundation (TMF)	-	-	-	-	5,000	5,000	-	-	5,000
Administration Department	-	(175,000)	-	-	-	(175,000)	-	-	(175,000)
Total Available Revenue:	-	(175,000)	-	7,997,617	878,071	8,700,688	8,009,552	-	16,710,240

Program Description	Fiscal Year 2017 Actual			Fiscal Year 2018 Budget			Fiscal Year 2019 Budget		
	Operations	Pass - Through / In-Kind	TOTAL EXPENDITURES	Operations	Pass - Through / In-Kind	TOTAL EXPENDITURES	Operations	Pass - Through / In-Kind	TOTAL EXPENDITURES
Area Agency on Aging	3,886,075	11,806,528	15,692,603	4,083,172	11,371,267	15,454,439	4,313,380	12,396,860	16,710,240
Total Expenditures:	3,886,075	11,806,528	15,692,603	4,083,172	11,371,267	15,454,439	4,313,380	12,396,860	16,710,240

REGIONAL 9-1-1 PROGRAM SUMMARY

MISSION AND GOALS STATEMENT

The mission of Regional 9-1-1 is to plan, implement, maintain, and coordinate programs in public safety emergency communications. The mission statement is: Saving Lives and Making a Difference! The current goals are to revolutionize the delivery of 9-1-1 services; inspire 9-1-1 evolution through collaboration and awareness; and enhance 9-1-1 call delivery and location accuracy.

9-1-1 Services

NCTCOG's 9-1-1 Program's service area includes 14 counties and five municipalities in Dallas County; Balch Springs, Cockrell Hill, Sachse, Seagoville and Wilmer. The program provides 9-1-1 services to 43 Public Safety Answering Points (PSAPs). The Regional 9-1-1 Advisory Committee continues to provide oversight of 9-1-1 planning, implementation and maintenance. The 9-1-1 program will continue to administer the regional 9-1-1 system by managing existing services and planning for the future of 9-1-1.

The alternate network Implementation continued this past year for a mixed media alternate network to add resiliency, bandwidth and additional diversity to the regional system. Phase II of the microwave project is currently underway. The technology and operation teams have been implementing new 911 call taking equipment (Customer Premise Equipment) to replace the current equipment. They continue to focus on cyber security and enhancing the current 9-1-1 system through the procurement of replacement Core Services for our ESInet.

NCTCOG 9-1-1 has hosted another two Regional Telecommunicator Academies, along with After Action Reports and mitigation. Interest supports continuing the academy with two offerings per year. The operations team will conduct research on expanding the academy to include a 9-1-1 hiring pool for member cities and counties.

The data team has been working to verify wireless routing and transition the MSAG from tabular to digital geographic/spatial data. The GIS team has focused on reduction of errors, creating a maintenance scope and enhancing location accuracy this year. The NCTCOG program was chosen as one of three in the nation to pilot new supplemental location service with Google and Rapid SOS. The NCTCOG staff worked with Google, Rapid SOS and two PSAPs to conduct the pilot and archive the results, which were shared throughout the nation. Apple has announced they will be introducing enhanced location through their handsets in the fall, and NCTCOG stands ready to implement the service as soon as it is commercially available.

The GIS team began planning for an UAV (Unmanned Aerial Vehicle) project to utilize drones for 9-1-1 addressing. There have been some legal hurdles but they are working on a pilot to test this methodology to increase efficiency and assist NCTCOG in meeting new national GIS standards.

The program completed stage I of the state strategic planning process for Fiscal years 20/21 and CSEC approved the plan. As technology changes, amending the 9-1-1 strategic plan will continue to provide system enhancements to local governments' communications system based on the state's allocation of funds.

The 9-1-1 Program continues to focus on Next Generation 9-1-1 and improvement of public safety communications services to the public served in the region. NCTCOG 9-1-1 remains an early adopter in the 9-1-1 industry and is setting an example throughout the country.

NCTCOG DEPARTMENTAL STAFFING SUMMARY
DEPARTMENT: REGIONAL 9-1-1

Position Title	Grade	Full Time		
		2017	2018	2019
9-1-1 Program Director	B-32	1	1	1
9-1-1 Program Manager	B-28	1	-	-
9-1-1 Technology Manager	B-28	1	1	1
9-1-1 GIS Manager	B-28	-	-	1
9-1-1 GIS Supervisor	B-27	1	1	-
9-1-1 Chief Innovation Officer	B-27	-	1	1
9-1-1 Operations Manager	B-26	1	1	1
9-1-1 System Administrator II	B-26	1	1	1
9-1-1 Network Engineer	B-26	1	1	2
9-1-1 Contract Administrator	B-25	1	-	-
9-1-1 Field Support Supervisor	B-25	-	-	1
9-1-1 Project Supervisor	B-24	-	-	1
9-1-1 Project Administrator	B-24	-	1	-
9-1-1 System Administrator	B-24	1	1	1
9-1-1 Technical Specialist V	B-24	-	1	-
9-1-1 Technician II	B-24	1	-	-
9-1-1 Technical Specialist IV	B-24	-	1	1
9-1-1 Database Supervisor	B-23	1	1	1
9-1-1 GIS Data Supervisor	B-23	-	1	1
9-1-1 Operations Supervisor	B-23	-	1	1
9-1-1 GIS Project Coordinator	B-22	1	1	-
9-1-1 GIS Systems Coordinator	B-22	1	1	-
9-1-1 Database Analyst II	B-22	1	1	1
9-1-1 GIS Data Administrator	B-24	-	-	1
9-1-1 GIS Analyst I	B-22	1	1	-
Geographic Info Specialist III	B-20	-	3	4
9-1-1 Training Coordinator	B-21	1	1	1
9-1-1 Quality Assurance Coordinator	B-21	1	1	1
9-1-1 Communications Coordinator	B-21	-	-	1
9-1-1 Public Education Coordinator	B-21	1	1	-
9-1-1 Operations Specialist	B-21	1	1	1
9-1-1 Program Coordinator	B-21	1	1	1
9-1-1 Technical Specialist III	B-20	-	3	3
9-1-1 Technician	B-20	3	-	-
9-1-1 GIS Technician II	B-20	2	-	-
9-1-1 Project Specialist	B-18	-	-	2
9-1-1 Project Coordinator	B-18	-	1	-
Sr Administrative Assistant	A-17	-	1	1
Administrative Assistant II	A-15	1	1	1
	Totals	26	32	33

Position Title	Grade	Temporary / Part Time		
		2017	2018	2019
Intern	A-09	1	3	3
	Totals	1	3	3

NCTCOG DEPARTMENTAL BUDGET SUMMARY
DEPARTMENT: REGIONAL 9-1-1

Type of Expenditure	Fiscal Year 2017	Fiscal Year 2018	Fiscal Year 2019		
	Actual Expenditures	Budget	Budget	Change	Percentage of Operations
COST OF OPERATIONS					
Salaries	1,465,920	2,144,755	2,386,922	242,167	26.62%
Fringe Benefits	625,583	980,153	1,090,823	110,670	12.17%
Indirect	364,566	553,109	615,561	62,452	6.87%
Occupancy	323,281	367,152	376,621	9,469	4.20%
Travel	57,551	74,398	65,045	(9,353)	0.73%
Capital Outlay	1,548,916	695,000	195,000	(500,000)	2.18%
Contract Services	977,916	962,175	1,030,175	68,000	11.49%
Other	4,094,978	3,214,099	3,205,293	(8,806)	35.75%
Total Cost of Operations	9,458,711	8,990,841	8,965,440	(25,401)	100.00%
Total Pass-Through	324,353	1,876,471	1,878,471	2,000	
Total In-Kind	-	-	-	-	
Total Expenditures	9,783,064	10,867,312	10,843,911	(23,401)	

NCTCOG DEPARTMENTAL FUNDING SUMMARY
DEPARTMENT: REGIONAL 9-1-1

Funding Source	Indirect Charges & Billed Services	Inter - Departmental Transfers	General Fund	Local Governments (In-Kind)	Local Contracts	TOTAL LOCAL FUNDS	State Administered Grants	Federal Grants	TOTAL REVENUES
Commission on State Emergency Communications Administration Department	-	(205,000)	-	-	-	(205,000)	11,048,911	-	11,048,911 (205,000)
Total Available Revenue:	-	(205,000)	-	-	-	(205,000)	11,048,911	-	10,843,911

Program Description	Fiscal Year 2017 Actual			Fiscal Year 2018 Budget			Fiscal Year 2019 Budget		
	Operations	Pass - Through / In-Kind	TOTAL EXPENDITURES	Operations	Pass - Through / In-Kind	TOTAL EXPENDITURES	Operations	Pass - Through / In-Kind	TOTAL EXPENDITURES
9-1-1 Planning	9,435,781	324,353	9,760,134	8,985,841	1,876,471	10,862,312	8,965,440	1,878,471	10,843,911
9-1-1 Fee for Service	22,930	-	22,930	5,000	-	5,000	-	-	-
Total Expenditures:	9,458,711	324,353	9,783,064	8,990,841	1,876,471	10,867,312	8,965,440	1,878,471	10,843,911

ENVIRONMENT & DEVELOPMENT PROGRAM SUMMARY

MISSION AND GOALS STATEMENT

As one of the fastest-growing regions in the country, with a population larger than that of many U.S. states, North Central Texas faces some of the most challenging environmental and development-related issues in the nation. In FY2019, the Department of Environment and Development will continue to take a leading role in advancing planning and practices that accommodate this growth while maintaining and improving environmental quality and overall quality of life in the region.

Solid Waste – Goals: Support further development of solid waste management programs and related project implementation, innovative technologies, best practices, and collaborative partnerships amongst local governments, the public, and other stakeholders.

NCTCOG will work to achieve the goal and objectives of *Planning for Sustainable Materials Management in North Central Texas*, the Regional Solid Waste Management Plan. NCTCOG will manage approximately \$660,000 in grants to 14 local governments for waste related projects that further the objectives of the regional plan. NCTCOG's Resource Conservation Council (RCC) and its subcommittees will continue efforts to update the regional plan; offer training and educational opportunities to local government staff; maintain the Closed Landfill Inventory database; and administer a regional grant program to improve waste management in North Central Texas. A Regional Recycling Survey, Data Collection, and Educational Campaign Project will be conducted in FY19 resulting in better data on recycling contamination rates in the region and establishment of a region-wide website platform for local governments to use to track their waste management data. Also in FY19, NCTCOG, through use of a qualified contractor, will be providing free recycling program technical assistance to rural and underserved local governments.

Regional Codes – Goals: Actively promote the standardization of model construction codes in an effort to simplify the construction process; advance the safety of building systems; promote common code interpretation; facilitate the mobility of contractors; and, reduce training and construction costs.

The Regional Codes Coordinating Committee (RCCC) and its five Advisory Boards comprised of local public and private code professionals continually review the latest editions of the model construction codes and recommend uniform amendments for the North Central Texas region. Most recently, the committees released recommendations for the 2017 National Electrical Code. The 2018 International Codes suite has been reviewed by the RCCC and the appropriate Advisory Boards during FY18, with the intent for local governments to adopt the recommended code amendments in FY19. Training for local governments will be a key focus area in FY19.

Watershed Management – Goals: Promote the vision and objectives to help the region achieve safe corridors where flooding is reduced, clean corridors where water quality meets or exceeds state standards, and green corridors where ribbons of greenways are tied together for ecological benefits and recreational and mobility opportunities.

Safe waterways are ones where the risk of flooding is reduced and erosion of stream banks is stabilized. Clean water, in forms including rivers, streams, reservoirs, drinking water, and groundwater sources, meets desired goals for water quality and is available in sufficient quantity to support the needs of a growing population. Green watersheds are strategically planned and managed networks of natural lands, working landscapes and other open spaces, which protect, sustain or restore vital ecosystems, provide recreational and mobility opportunities, and contribute to the health and quality of life of people and communities.

The Trinity River Common Vision Program continues to protect against flooding and preserve flood storage along the Trinity River corridor and its tributaries while *integrated* Stormwater Management (iSWM™) employs low impact development techniques throughout the entire watershed and region to reduce the stormwater quality and quantity impacts due to urbanization. Collaboration continues with the Federal Emergency Management Agency (FEMA) and the Texas Water Development Board (TWDB) under the Cooperating Technical Partners program as well as the U.S. Army Corps of Engineers for flood mitigation efforts throughout the region. Partnerships with the Texas Commission on Environmental Quality maintain the effort to reduce bacteria and other contaminants within state designated areas and the development of Watershed Protection Plans. Additional watershed protection strategies, water conservation

outreach, and sanitary sewer capacity planning efforts are maintained through leadership of our Water Resources Council. Support to the more than 100 local governments with state stormwater discharge permits is a fundamental element as large and small cities fulfill their new permit cycles. Stream monitoring and reporting, permit collaboration, and education and outreach are all very important parts of the success of the Regional Stormwater Management Coordinating Council program. Sanitary sewer system best management practices are defined and outreach tools developed under the guidance of the Wastewater and Treatment Education Roundtable.

Promotion and maintenance of NCTCOG's Regional Ecosystem Framework website with important ecological datasets that should be used for infrastructure planning and conservation of open spaces will continue. For the water supply lakes and their tributaries, NCTCOG will continue initiatives to assess opportunities and challenges to watershed planning in a growing region; and perform *Greenprinting* for any additional priority watersheds which may seek similar watershed analysis.

Public Works – Goals: Public Works Directors and staff can meet and work towards regional solutions of issues occurring in Public Works Departments throughout our region.

Focus efforts have related to coordination within utility management and sustainable material operation and maintenance within rights-of-way, maintenance and technical upkeep of our regional Public Works Construction Standards Manual, understanding and achieving state requirements in maintenance and operations of sewer and water systems, regional stormwater management best practices, analysis and prioritization of streets and pavement, hydrologic hazard technical assistance, and collaboration in best practices and technology availability in response to natural disasters.

Technical and Regional Review Committee assistance is provided to ensure distribution of Texas Community Development Block Grant (CDBG) funds to eligible applicants as a partnership with the Texas Department of Agriculture in order to help smaller communities in our region meet infrastructure needs in low-to moderate-income areas.

Development Excellence – Goals: Promote quality growth that enhances the built environment, reduces vehicle miles of travel, uses water and energy resources effectively and efficiently, and helps advance environmental stewardship in order to ensure continued economic vitality and provide the highest attainable quality of life for all residents. We seek to have the North Texas region recognized as a Center of Development Excellence.

NCTCOG's Executive Board has adopted a mission statement and 12 Principles of Development Excellence as a guide to local governments and the private sector as they plan and create future development/redevelopment in the region. Newly developed tools such as Conserve North Texas and Go Solar Texas websites will continue to be promoted, and partnerships with entities such as Region C Water Planning Group and Texas Trees Foundation will continue to be enhanced. Meetings of the Center of Development Excellence Steering Committee will continue to be held to identify opportunities to advance regional initiatives that support the Principles of Development Excellence. Regional case studies that exemplify the Principles of Development Excellence are being developed and added to a new case study mapping tool, while the Center of Development Excellence website is being enhanced.

The North Central Texas Stewardship Forum, which provides mentorship and engages interested communities in peer-exchange opportunities to support sustainability and environmental initiatives, will continue to meet in roundtables and help advance existing tools and resources.

Through FEMA funding, the Community Health and Resources Management (CHARM) mapping application developed by the Texas A&M Coastal Watershed Program will be brought to North Central Texas to train local government technical staff and conduct policy and elected officials workshops.

**NCTCOG DEPARTMENTAL STAFFING SUMMARY
DEPARTMENT: ENVIRONMENT & DEVELOPMENT**

Position Title	Grade	Full Time		
		2017	2018	2019
Director of Environment & Development	B-32	1	1	1
E&D Senior Program Manager	B-30	-	1	1
E&D Communications and Technology Supervisor	B-23	-	1	1
Senior Environment & Development Planner	B-23	-	2	2
Environment & Development Planner III	B-21	2	-	1
Environment & Development Planner II	B-19	-	3	1
Environment & Development Planner I	B-17	5	4	5
Communication Specialist II	B-17	-	1	1
Environment & Development Program Assistant I	B-17	1	1	1
Manager of Environment & Development	B-28	2	-	-
Media & Technology Coordinator	B-21	1	-	-
Graduate Engineer	B-19	1	-	-
Totals		13	14	14

Position Title	Grade	Temporary / Part Time		
		2017	2018	2019
Intern	A-09	3	3	3
Totals		3	3	3

**NCTCOG DEPARTMENTAL BUDGET SUMMARY
DEPARTMENT: ENVIRONMENT & DEVELOPMENT**

Type of Expenditure	Fiscal Year 2017	Fiscal Year 2018	Fiscal Year 2019		Percentage of Operations
	Actual Expenditures	Budget	Budget	Change	
COST OF OPERATIONS					
Salaries	617,966	781,821	818,319	36,498	47.61%
Fringe Benefits	251,147	357,292	373,972	16,680	21.76%
Indirect	151,497	201,623	211,036	9,413	12.28%
Occupancy	122,278	122,276	125,494	3,218	7.30%
Travel	14,455	22,491	22,491	-	1.31%
Capital Outlay	-	-	-	-	-
Contract Services	60,411	-	-	-	-
Other	937,907	303,651	167,552	(136,099)	9.75%
Total Cost of Operations	2,155,661	1,789,154	1,718,864	(70,290)	100.00%
Total Pass-Through	1,219,089	2,286,272	2,991,349	705,077	
Total In-Kind	-	-	-	-	
Total Expenditures	3,374,750	4,075,426	4,710,213	634,787	

NCTCOG DEPARTMENTAL FUNDING SUMMARY
DEPARTMENT: ENVIRONMENT & DEVELOPMENT

Funding Source	Indirect Charges & Billed Services	Inter - Departmental Transfers	General Fund	Local Governments (In-Kind)	Local Contracts	TOTAL LOCAL FUNDS	State Administered Grants	Federal Grants	TOTAL REVENUES
Texas Commission on Environmental Quality	-	-	-	-	-	-	1,662,279	-	1,662,279
Federal Emergency Management Agency Local	-	-	-	-	1,238,868	1,238,868	-	1,650,650	1,650,650
Agency Management	-	140,000	-	-	-	140,000	-	-	140,000
State Energy Conservation Office	-	-	-	-	-	-	125,000	-	125,000
Texas Department of Agriculture	-	-	-	-	-	-	18,916	-	18,916
RIS Department - Demographics	-	(30,000)	-	-	-	(30,000)	-	-	(30,000)
Transportation Department	-	(44,500)	-	-	-	(44,500)	-	-	(44,500)
Administration Department	-	(51,000)	-	-	-	(51,000)	-	-	(51,000)
Total Available Revenue:	-	14,500	-	-	1,238,868	1,253,368	1,806,195	1,650,650	4,710,213

Program Description	Fiscal Year 2017 Actual			Fiscal Year 2018 Budget			Fiscal Year 2019 Budget		
	Operations	Pass - Through / In-Kind	TOTAL EXPENDITURES	Operations	Pass - Through / In-Kind	TOTAL EXPENDITURES	Operations = staff cash - Admin - Demographics	Pass - Through / In-Kind (including contract)	TOTAL EXPENDITURES
CTP FEMA	535,217	-	535,217	144,812	949,000	1,093,812	111,983	1,481,650	1,593,633
Solid Waste Management	500,428	1,168,089	1,668,517	381,224	703,831	1,085,055	420,607	993,831	1,414,438
Stormwater Management Program	292,750	-	292,750	294,920	411,760	706,680	303,551	384,868	688,419
Public Works (w/ ISWM)	292,802	-	292,802	247,467	80,000	327,467	239,598	80,000	319,598
Water Quality Management & Impaired	186,912	-	186,912	170,104	-	170,104	213,722	-	213,722
Agency Planning & Assistance	134,675	-	134,675	139,498	-	139,498	137,235	-	137,235
Common Vision Trinity Local	105,693	51,000	156,693	73,985	25,000	98,985	72,772	25,000	97,772
State Energy Conservation Office	-	-	-	170,549	-	170,549	57,936	-	57,936
Wastewater (WATER)	27,292	-	27,292	38,727	10,000	48,727	47,920	10,000	57,920
FEMA CHARM	-	-	-	26,502	-	26,502	46,645	-	46,645
Codes Local	-	-	-	20,000	-	20,000	29,517	-	29,517
TxDeptAg Community Development (TXCDBG)	18,406	-	18,406	18,703	-	18,703	18,501	-	18,501
Common Vision - CDC permit	-	-	-	1,725	16,000	17,725	1,677	16,000	17,677
Transportation Department Support	42,346	-	42,346	56,873	-	56,873	17,200	-	17,200
TWDB Stream Gauge	-	-	-	4,065	90,681	94,746	-	-	-
Texas Agrilife	9,127	-	9,127	-	-	-	-	-	-
Emergency Preparedness Department Support	772	-	772	-	-	-	-	-	-
Solar Ready	9,241	-	9,241	-	-	-	-	-	-
Total Expenditures:	2,155,661	1,219,089	3,374,750	1,789,154	2,286,272	4,075,426	1,718,864	2,991,349	4,710,213

TRANSPORTATION PROGRAM SUMMARY

MISSION AND GOALS STATEMENT

The North Central Texas Council of Governments (NCTCOG) is the designated Metropolitan Planning Organization (MPO) for the Dallas-Fort Worth Metropolitan Area. NCTCOG's Executive Board provides coordinated regional policy direction and fiduciary oversight to the MPO process. The metropolitan transportation planning process is guided by the Regional Transportation Council (RTC) which serves as the independent policy body for transportation decision making. The RTC is comprised of 44 local elected officials and transportation agency representatives.

In support of MPO functions, NCTCOG Transportation Department staff carries out planning, financial programming, and implementation activities utilizing multiple funding programs. The first of these programs is referred to as Transportation Planning Formula Funds. These Federal Highway Administration and Federal Transit Administration planning funds are received by NCTCOG annually through a formula allocation and are used to conduct regional transportation planning activities. This program is administered through the Texas Department of Transportation (TxDOT). The required 20 percent match for this program occurs through the use of Transportation Development Credits administered by TxDOT. Major tasks addressed with this funding include developing and maintaining the Metropolitan Transportation Plan and Transportation Improvement Program, and monitoring travel demand and transportation needs through a Congestion Management Process. The Transportation Department also conducts and supports corridor investment studies, as well as provides technical assistance to local governments, TxDOT, the North Texas Tollway Authority, the Collin County Toll Road Authority, Dallas Area Rapid Transit, Trinity Metro (also known as the Fort Worth Transportation Authority), Denton County Transportation Authority and other local transportation service providers across the region.

The second funding program is Transportation Planning Non-Formula Funds which includes other types of planning resources such as federal and State funding to conduct special planning studies or contract services provided by NCTCOG staff. Examples of such service include work performed as a subcontractor to consultants providing travel forecasting assistance to transportation providers, technical assistance to the Texas Commission on Environmental Quality in addressing air quality issues, and use of Surface Transportation Block Grant Program category funding to perform large-scale planning and engineering feasibility studies.

The third funding program, Implementation Non-Formula Funds, supports programs that focus on the implementation of transportation and air quality strategies aimed at reducing traffic congestion and improving air quality. These programs, referred to as Management and Operations, are carried out in cooperation with the region's transportation providers and include air quality public information campaigns, deployment of Intelligent Transportation Systems technology, equipment purchase initiatives, and other innovative projects. Activities in the AirCheckTexas Program are also supported through this funding program.

Funding provided by local governments for the implementation of transportation, sustainable development and air quality improvement projects represents the fourth category of funds used by the MPO, referred to as RTC Local Funds. Through an innovative partnership between the RTC and local governments, the RTC programs funds to construct regional transportation improvements for local governments. In many instances these projects are funded through a combination of federal, State and local funds assembled in partnership among agencies and local governments that allow for the expedited construction of projects that otherwise could not be built. As part of this program, local governments provide local funds that are used to streamline the delivery of transportation, sustainable development and air quality program projects. NCTCOG staff is responsible for the project selection recommendations to RTC, project monitoring and coordination, as well as management of the RTC Local Funds and accrued interest. During Fiscal Year (FY) 2019, NCTCOG staff will manage the RTC Local Funds, including utilization of funding to support local match requirements for multiple State and federal grants. This funding is also utilized to support an RTC initiative to provide financial loans to local partners for innovative financing initiatives and priority transportation projects.

The fifth funding category is Regional Toll Revenue (RTR) funds. These funds are derived from approximately \$3.8 billion in concession payments paid by the North Texas Tollway Authority to the Texas Department of Transportation for the right to develop SH 121 in Collin, Dallas and Denton Counties and SH 161 in Dallas County. The funds are dedicated for the implementation of transportation and air quality projects as selected by the Regional Transportation Council in cooperation with local governments and transportation providers.

All of these programs are outlined in the Unified Planning Work Program for Regional Transportation Planning, prepared biennially, that provides a detailed summary of planning and implementation activities to be conducted over a two-year period. The following is a brief description of activities for FY2019.

Program Administration

General coordination, communication, and management tasks are essential to maintaining the planning process. The preparation and circulation of information relevant to regional transportation policy are major activities of the department, including support to the NCTCOG Executive Board, Regional Transportation Council, and Surface Transportation Technical Committee. Also included is the development, monitoring, and modification of the Unified Planning Work Program, as well as the preparation of associated annual reports; personnel recruitment and maintenance activities; and professional development opportunities. Training opportunities for local governments, transportation providers, and planning agency staff relative to transportation and related air quality planning activities and applications are included as well. In addition, funding is included in this budget for technical support from select universities in Texas on various projects and peer review exchanges with other metropolitan planning organizations.

Fiscal Management

The implementation of numerous programs supported through grants and contracts from multiple federal, State, and local agencies, as well as the private sector, requires extensive knowledge and resources to manage the fiscal requirements of these programs. Tasks including agreement monitoring, expenditure reporting, financial analysis, reporting, internal controls management, and auditing support the planning and implementation process. Development of the Transportation Department's annual budget is included, including all five funding programs described previously. The oversight of funds coming to NCTCOG through various innovative funding programs, many of which are directed toward expediting transportation improvements, is a critical function. Additionally, the Transportation Department facilitates cost review for expenses incurred by partners, subgrantees, and consultants for implementation of project awards.

Community Outreach

A primary goal of the Transportation Department is to maintain public involvement throughout the regional transportation planning process, in conjunction with federal requirements for active and ongoing public participation. A number of tasks aimed at educating and informing the public, including member governments and local elected officials, are continually being pursued. Publications such as Mobility Matters, the metropolitan planning organization newsletter; Local Motion, a monthly newsletter for elected officials; transportation articles of interest published in It's Your Region, the agency's monthly newsletter; and the Regional Mobility Initiatives, a report series aimed at summarizing ongoing planning and construction activities, are examples of ongoing community outreach and education efforts. Progress North Texas, a state-of-the-region report on transportation system performance in North Texas, has been published annually since 2004. Increasing the communication among citizens, elected officials, and technical staff permits local entities to work together to achieve desired goals and objectives. The Fixing America's Surface Transportation (FAST) Act, passed by Congress in 2015, placed continued emphasis on a metropolitan planning organization's efforts to engage the public in the transportation planning process. Elements of the Transportation Department's public outreach and education program include regular public meetings and online comment opportunities on regional transportation programs and topics, coordination and participation in various community events and forums, relationships with business and community organization, maintenance of the Transportation Internet site, use of social media and videos, and fostering an open relationship with the news media. This program area is also responsible for ongoing creation, maintenance and modernization of Web resources presented externally and internally on the Internet/Intranet sites. A comprehensive mailing list of agencies, neighborhood and advocacy groups, transportation stakeholders, and the general public is maintained and utilized to inform the public about transportation issues, as well as specific public meetings and comment opportunities. The monitoring of federal, State, and local legislative initiatives are also conducted in this program area to assist local elected officials in ensuring that legislative actions at all levels of government contribute to improving the mobility and air quality of the region. In addition, marketing, education, and assistance efforts including performance measures to support programs designed to improve transportation air quality are included.

Transportation Project Programming

Authorizing legislation, Fixing America's Surface Transportation Act, reconfirmed the responsibility of the Metropolitan Planning Organization (MPO) to work with the Texas Department of Transportation (TxDOT), local governments, and transportation authorities to identify, evaluate, and select transportation improvements. In Fiscal Year (FY) 2019, staff will coordinate with TxDOT and local agencies to implement projects selected with federal and State funds, along with Regional Toll Revenue (RTR) and Regional Transportation Council (RTC) local funding. Staff will coordinate with TxDOT on the FY2019 Unified Transportation Program (UTP) process and will monitor UTP updates

as funding estimates are adjusted by TxDOT. In addition, the region's 10-year plan of transportation funding priorities will be monitored and updated to cover the FY2019-2028 timeframe.

The Transportation Improvement Program (TIP) serves as the mechanism for funding transportation improvements recommended in the Metropolitan Transportation Plan (MTP). All regionally significant surface transportation improvements, regardless of funding source, are inventoried in the TIP. Each year, the North Central Texas Council of Governments (NCTCOG) Transportation Department engages in a number of activities related to the development and implementation of the TIP. The TIP is prepared on a biennial basis with quarterly updates. Staff will continue implementing the 2019-2022 TIP document in FY2019, and will participate in TxDOT's quarterly Statewide TIP revision cycles as needed.

A significant, continuing emphasis for FY2019 will be the continued refinement and expansion of the transportation project information system database. The goal of this effort is to enable a more comprehensive tracking of projects including the cost, funding, start date, and completion date of each project phase. This project was created in response to the federally mandated year of expenditure/total project cost requirements, as well as the increased complexity involved with funding, tracking, and monitoring transportation projects. The database will eliminate redundant procedures and increase efficiency. Additional modules of the new database will be developed and deployed in FY2019.

Finally, project selection efforts will continue, leading to the selection of management and operations, regional, and NCTCOG-implemented projects, along with projects involving an assessment or payback policy, and projects of strategic importance to the region.

Congestion Management and Innovative Project Delivery

The Fixing America's Surface Transportation (FAST) Act also requires that metropolitan areas with a population of greater than 200,000 develop and implement a Congestion Management Process (CMP). The CMP provides for the effective management of new and existing transportation facilities through development and implementation of travel demand, transportation system management and sustainable development strategies, and by providing information to decision makers on system performance and effectiveness of implemented strategies. The CMP seeks a "management" solution to a growing traffic problem by targeting resources to operational management and travel demand reduction strategies. The CMP is fully integrated into the region's transportation planning and programming process.

The Congestion Management Process includes the development, implementation and monitoring of regional travel demand management strategies, including employee trip reduction, carpool/vanpool, park-and-ride, and transportation management associations. Transportation systems management and intelligent transportation system strategies are also part of this program. These strategies, which include intersection and signalization improvements, a freeway bottleneck removal program, intelligent transportation system projects, connected/autonomous vehicles, and special events management strategies, will be developed to reduce travel time and enhance system reliability. Transportation staff will also continue efforts to develop and implement congestion management strategies during the planning, engineering, construction and operation stages of corridor development. In addition, collection and analysis of traffic data in the Dallas-Fort Worth region will continue to enhance the North Central Texas Council of Governments information system for monitoring transportation system infrastructure and performance as part of the Congestion Management Process.

Transportation Department staff will also conduct planning efforts to develop safety policies, programs, and projects. In an effort to improve regional transportation safety related to pedestrians, bicycling, transit, roadways and highways, staff will continue to evaluate crash data and continue the development of the Dallas-Fort Worth Regional Safety Information System. Coordinated efforts with NCTCOG's Emergency Preparedness Department will also continue to support local, State, and federal initiatives to address transportation system security and emergency preparedness planning. The North Central Texas Council of Governments continues a dialogue among local governments and transportation providers in North Central Texas regarding the regional coordination of response plans, response capabilities, and emergency medical services in the event of a major incident. Staff also provides technical transportation data needed to support these planning efforts as well as to facilitate the coordination of various transportation providers and planning agencies.

Congestion management strategies identified in the Congestion Management Process are further supplemented by efforts to identify, analyze, and implement targeted improvements through the examination of transportation asset conditions and performance within various corridors. Relying on the business principles of maximizing life-cycle benefits and minimizing life-cycle costs, Asset Optimization investigates the physical, operational, and transportation-

land use characteristics of existing and proposed future corridor assets to determine their effects on mobility, safety, reliability, access/connectivity, and economic development. Initiation of pilot projects across the region will be used to demonstrate system interoperability and effectiveness; refine internal and external asset-oriented data collection, storage, and analysis efforts; and, enable greater integration of performance measures into traditional project and long-range planning decision-making and prioritization processes. Additional studies will be performed to evaluate asset condition risk, vulnerability, and degradation factors related to extreme weather events, and determine what strategies local governments and transportation providers may readily use to improve infrastructure resiliency and durability. Asset Optimization, in collaboration with transportation provider initiatives per the FAST Act to develop and maintain a statewide Transportation Asset Management Plan, will ultimately allow the North Central Texas region to both stretch and further balance investments between preserving and/or upgrading existing transportation assets, and efficiently replace assets of greatest need.

Model Development and Data Management

The Transportation Department plays an important role in the development of travel forecasts that are used to support the planning of freeways, toll roads, managed high occupancy vehicle lanes, park-and-ride facilities, bus and passenger rail systems, and other transportation improvements. The continued development of travel models is coordinated with regional transportation and air quality planning activities in the Unified Planning Work Program. In addition to providing insight for policy decisions, the travel model is used for financial assessment of the projects for private investments and discretionary federal funding programs. The activities include major efforts in data collection, development of analytical tools, and conversion of data to information through production of reports, visualization of data, simulation, and quantification of the effects of the policies and projects. The travel model is a computer-based forecasting tool that enables planners to evaluate a wide range of future transportation projects.

Efforts during FY2019 will focus on the continuation of the development of a new regional travel model based on recently collected travel survey data, maintenance of the existing travel model, data collection, and continuing development of the new land-use and demographic forecasting model. NCTCOG will continue implementing the regional traffic count program in coordination with TxDOT and local governments. Travel time and speed data for major arterials and freeways will be acquired from the Federal Highway Administration to be converted into an information system for performance-based planning. These efforts create consistency among the federal, State, and local policy requirements and the capabilities of the analytical tools.

Air Quality Planning and Operations

The Clean Air Act Amendments of 1990, the Moving Ahead for Progress in the 21st Century Act, and the FAST Act call for the integration of transportation and air quality planning activities at local, State, and federal levels. The Dallas-Fort Worth area was initially designated as nonattainment for ozone in 1991. Effective July 20, 2012, the Environmental Protection Agency (EPA) classified Collin, Dallas, Denton, Ellis, Johnson, Kaufman, Parker, Rockwall, Tarrant, and Wise Counties as moderate nonattainment under the 2008 National Ambient Air Quality Standards (NAAQS) for eight-hour ozone, which stipulated an attainment deadline of July 20, 2018. The EPA published nonattainment designations for the 2015 NAAQS for eight-hour ozone on June 4, 2018, effective August 3, 2018. Nine of the ten counties, excluding Rockwall are classified as marginal nonattainment.

NCTCOG staff will conduct an air quality conformity analysis in the nine- and ten-county nonattainment areas, which is a quantitative assessment to ensure the region's air quality is not worsened through the implementation of transportation projects and programs included in the Transportation Improvement Program and Metropolitan Transportation Plan. Also, highly technical link-based emission inventories will be developed to assist the Texas Commission on Environmental Quality (TCEQ) in their air quality planning efforts. In addition, staff will conduct and provide technical air quality assistance as necessary.

The Transportation Department continues to identify emissions reduction strategies for inclusion in transportation conformities and the applicable State Implementation Plan (SIP) aimed at improving air quality. During FY2019, efforts will continue to focus on the development and implementation of multi-pollutant reduction strategies across the nine- and ten-county nonattainment areas. These strategies are designed to reduce travel demand and energy use, facilitate use of emissions-reducing technologies through funding assistance, demonstrate new technologies through pilot and funding programs, provide training and support to enforcement partners to ensure adherence to new and existing policies and rules, and inform the public and create partnerships regarding the importance of improving the region's air quality. Staff will conduct on-site monitoring of grant-funded activities to ensure compliance. These programs will be pursued as part of a coordinated and comprehensive planning approach to the region's air quality efforts. In addition to other State and federal funding sources, the Regional Transportation Council has provided Surface Transportation Block Grant Program funds, Congestion Mitigation and Air Quality Improvement

Program funds, local funds, Regional Toll Revenue funds, and Transportation Development Credits to support NCTCOG's involvement in these efforts.

Major initiatives in FY2019 are to continue administration and expansion of the light-duty vehicle repair and replacement program funded through the TCEQ and carry out other projects related to accelerated fleet replacement and advanced truck/equipment technologies, including idle-reduction; marketing, education, and assistance efforts to support programs designed to improve air quality and reduce energy use; implementation of other emissions-reduction efforts that support the SIP, including partnerships, regional policies, demonstration projects, and enforcement initiatives; and providing technical assistance to other agencies, including studies used to assist in various air quality modeling procedures. Work also includes outreach and technical assistance efforts to encourage local fleets to take advantage of funding programs made available by the TCEQ or other entities to maximize the amount of projects funded in the DFW region, which leads to greater local emissions reductions. Staff will also administer and implement projects funded by dollars received through competitive grant applications to the Environmental Protection Agency. Finally, work performed as the Dallas-Fort Worth Clean Cities coalition will continue, including workshops, meetings, webinars, trainings, and technical assistance to increase the use of technologies that reduce fleet emissions and fuel consumption.

Also included is the management of computer resources and computer hardware requests necessary for transportation and air quality planning. The overall goal of this work is to provide NCTCOG staff with the tools and ongoing technical support needed to complete work tasks in an efficient and timely manner.

Transportation Planning and Regional Public Transportation Coordination and Operations

Federal planning regulations require that urbanized areas have a Metropolitan Transportation Plan (MTP) that identifies major long-range transportation improvements over a timeframe of at least 20 years. This multimodal MTP for North Central Texas includes freeways, toll roads, managed lanes, express lanes, major arterials, passenger rail lines, high-intensity bus corridors, bicycle and pedestrian facilities, and transportation programs such as sustainable development, congestion management, and safety and security. During FY2019, staff efforts will focus on monitoring, implementation, and follow-up studies of recommendations identified in the current MTP, Mobility 2045. Concurrently, staff efforts will include preliminary planning on possible modifications to Mobility 2045, including the incorporation of regional and federal system performance measures and targets. In addition, House Bill 20, requires metropolitan planning organizations to maintain a 10-year transportation plan. This 10-year plan will be updated as appropriate in cooperation with TxDOT's planning and programming process. For the long-range and 10-year transportation plans, staff will incorporate project selection criteria, a scenario analysis project to help inform decision-makers, and the development of performance measures and targets.

For projects identified in the Metropolitan Transportation Plan, Transportation Department staff works with the region's various transportation and resource agencies on detailed corridor studies to evaluate transportation alternatives and to address transportation-related issues such as local government land-use policies, neighborhood and community goals, and economic development. These detailed corridor studies may be performed as part of the federal National Environmental Policy Act process or independently. In each study, Transportation staff will perform a variety of functions to support the corridor study process ranging from facilitating meetings and building consensus to the development of detailed travel forecasts for the evaluation of alternatives, environmental justice analysis, and mobile source air toxics analysis.

Transportation planning also requires considering concerns for the social, cultural, and natural environment early in the planning process. Initiatives will continue to identify potential environmental impacts and develop strategies to avoid, minimize, or mitigate these impacts. These efforts will result in identifying strategies and developing programs contributing to the implementation of transportation projects sensitive to natural resources in North Central Texas. This work will build on the recent implementation of the Regional Ecosystem Framework, and will include continued consultation with agencies responsible for resource/conservation management, comparing the transportation plan with resource data and inventories, and development of regional processes and programs. This information will advise planning decisions at the corridor- and system-levels of analyses and integrate updated data from partners into the Regional Ecosystem Framework. The Environmental Stewardship Initiative, approved by the Regional Transportation Council in April 2016, will continue to be advanced in FY2019. This initiative includes wetland enhancement and tree planting projects and programs as well as a regional education and outreach campaign and development of Geographical Information Services data on tree coverage.

NCTCOG is one of the first metropolitan planning organizations to use the Federal Highway Administration's Infrastructure Voluntary Evaluation Sustainability Tool or INVEST, which is a self-evaluation product to assess

sustainability criteria of the Metropolitan Transportation Plan. Efforts will continue in using INVEST to develop a process to incorporate sustainability principles directly in corridor and subarea transportation studies.

Transportation staff will also integrate principles of Environmental Justice through assessment, analysis, and outreach to ensure the metropolitan planning organization meets all federal and State regulatory requirements for considering protected populations.

Transportation Department staff also provides support to local governments through subarea studies, thoroughfare planning, and technical assistance. Each year, cities and counties in North Central Texas request assistance from NCTCOG to develop or update thoroughfare plans, with staff efforts focusing on the preparation of travel forecasts to support local government efforts. NCTCOG's involvement ensures plans are compatible and coordinated across jurisdictions. Staff will also track and maintain a Regionally Significant Arterials Designation List, revise the Federal Functional Classification System as needed, and work with county and local government representatives to develop and monitor countywide thoroughfare needs assessments for the region.

In FY2019, Transportation Department staff will continue regional public transportation planning and coordination initiatives. This is a significant area of responsibility for staff involving assistance to transportation authorities, transit agencies, non-traditional providers and local governments. Efforts include evaluating opportunities to improve existing public transportation services, as well as establishing public transportation service in locations currently lacking service. Planning activities are carried out in cooperation with all existing public transportation providers. Efforts include those necessary to implement specific project recommendations contained in the current Mobility 2045 Plan. Special attention will be placed on providing technical support in pursuing funding for the portion of the recommendations in areas not currently served by an existing transportation authority. Corridor studies, subarea studies, and needs assessments are conducted to identify appropriate public transportation solutions.

Public transportation coordination activities focus on identifying opportunities for increased transportation services in the region. Ensuring that transportation is available for individuals with disabilities, limited-income individuals, and older adults is vital. An update to Access North Texas, the regional public transportation coordination plan for North Central Texas was completed. The strategies contained in the plan move the region toward more seamless public transportation services and will be a focus area in FY2019. Ongoing Access North Texas efforts include implementation of strategies in the plan, committees to assess transportation needs, transit system improvements, and improved efficiency in the use of transit capital resources in the region. Continuing focus areas in FY2019 include efforts to explore options for service outside transportation authority boundaries. Additional projects include transit needs assessments, planning studies, technical assistance for small transit operators, and cooperative bus procurements for small transit operators. In addition, this program area supports NCTCOG's administration and oversight responsibilities as a Designated Recipient for the Bus and Bus Facilities Program (Federal Transit Administration Section 5339), Enhanced Mobility for Seniors and Individuals with Disabilities Program (Federal Transit Administration Section 5310), Job Access/Reverse Commute Program (former Federal Transit Administration Section 5316), New Freedom Program (former Federal Transit Administration Section 5317) and Urbanized Area Formula Program (Federal Transit Administration Section 5307) grant funds.

As the nation's largest inland port, the long-term growth and development of the region's freight industry is critical to the regional and national economies. Freight movement within and through the Dallas-Fort Worth Metropolitan Area continues to grow in importance as the region's population grows and traffic congestion increases. During FY2019, efforts will focus on intermodal and freight transportation issues, including the developing a regional freight system plan, updating the region's hazardous materials routing plan, and coordinating with TxDOT on statewide freight system planning activities. Additionally, staff will continue work to expand left-lane truck restrictions throughout the region and address at-grade railroad crossing safety, railroad quiet zone implementation, air quality impacts regarding freight movements, investigate truck parking topics, the initiation of freight system plan follow-up studies, promoting freight-oriented developments.

Aviation Planning and Education

Aviation is an essential part of the North Central Texas economy and serves as a vital transportation option for the region. As the nation's largest inland port and the fourth largest metropolitan area, there is a heavy dependence upon the success of the aviation system. To maintain a competitive and pivotal role in this international industry, it is vital to protect and maintain the existing airport system in North Central Texas. NCTCOG aviation planning and education efforts focus on regional general aviation airports and heliports as well as the development of aviation education strategies. Land-use planning to preserve aviation and airspace infrastructure, along with development of tools and resources to mitigate encroachment, will be coordinated with regional partners and aviation stakeholders. In addition, the North Texas Aviation Education Implementation and Outreach efforts will continue to focus on events

working with students at local aviation programs using equipment that simulates flight and other tools. This outreach includes high schools, colleges, and universities to further development of a dynamic and integrated aviation academic system in the region. Anticipated products will include a variety of outreach strategies to local students to promote clear aviation career pathways by utilizing and expanding the aviation website www.NCTaviationcareers.com to support existing academic programs.

Also supporting the outreach effort is the North Texas Aviation Education Initiatives Speakers Bureau. The bureau is compiled of experts that volunteer to help promote the importance of aviation careers to the region. These same professionals will help mentor children via future expansion of this tool.

Separately, issues related to surface transportation access to the aviation system will be studied and monitored. Maintaining the efficiency of the air transportation system will require regular inventory, monitoring, and documentation of roadway, truck, and rail bottlenecks, as well as coordination of safety and security issues related to access and egress. Long-term aviation performance-measure tracking will continue.

Strategic Corridor Initiatives

The continuing challenges of population growth, struggling economic markets and further reduced levels of funding from federal and State partners requires the North Texas region to develop an even greater focus on the need for innovative local funding and improved public-private partnerships. In FY2019, Strategic Initiative staff will continue to assist local, regional, State, and federal partners to identify innovative funding strategies, analyze public-private partnership opportunities, and expedite implementation of major transportation projects, particularly those which deal with multiple transportation modes concurrently and/or enable flexibility for strategic phased construction. Staff will also assist transportation providers in the region with input on planning, design, engineering, public/agency involvement, and other streamlined delivery or performance evaluation functions for additional regionally significant projects as identified within the Metropolitan Transportation Plan or other programs.

The Transportation Department is responsible for the development, integration, maintenance, and dissemination of transportation data and information. This activity focuses specifically on the development of Web-based applications for use in the sharing and collecting of a variety of transportation and air quality data. This element includes both the improvement of existing Internet/Intranet applications and the creation of new ones. Another aspect of this program area is to manage and coordinate Geographic Information System (GIS) technologies so that they can be effectively utilized for transportation planning; this may include research, development, design, training, and maintenance activities.

Sustainable Development

Sustainable development strategies also reduce the demand for single-occupant vehicle or drive-alone travel and are critical tools in the region's efforts to reduce congestion and improve mobility and air quality. In 2001, 2006, 2010, and 2017, the Regional Transportation Council funded a number of sustainable development projects that place a greater focus on the importance of coordinating land use and transportation investments in order to maximize the region's resources. Efforts in this program area will focus on monitoring progress toward implementation of these projects, as well as facilitating continued education and public outreach on sustainable development initiatives. Staff will also be working in the area of parking and transportation interface and will work on developing a downtown curb lane management tool with the City of Dallas. The Sustainable Development team will also coordinate with local governments and school districts in the Transportation and Community Schools program to develop regional strategies for school siting best practices to ease congestion and increase safety. Staff will also continue to develop a series of Safe Routes to School Plans throughout the region.

Development of improved bicycle and pedestrian facilities, with continued emphasis on safety and access to transit systems and commercial developments, will also be a key aspect of this program area's activities, as well as the collection of bicycle and pedestrian count data. Staff is engaged in the development and planning of several large regional trail systems, the Denton to Irving Regional Trail, a South Dallas County trail, the Cottonbelt Trail, and the Midlothian to Waxahachie Trail. Staff will also be moving forward with the development of a Regional Pedestrian Safety Plan.

The Sustainable Development area will continue to provide support for regional transit-oriented development. The program will provide education and project development assistance to local governments that are looking to create transit-oriented developments as a method of reducing congestion by developing near transit hubs. Data collection will be ongoing and staff will oversee work associated with a Federal Transit Administration planning grant to study last mile bicycle and pedestrian connections around the Blue and Red DART lines and parking utilization around mixed-use developments, as well as conducting a survey of employers and residents near transit-oriented developments.

Environmental Streamlining

The environmental program area focuses on helping transportation providers expedite environmental clearances and permits to allow critical regional projects to advance through development, approval, and implementation as soon as possible. The goal of this program is to help reduce cost escalation due to inflation, alleviate congestion faster, and assist the region in meeting air quality goals.

Staff will be providing assistance and guidance in the development of National Environmental Policy Act (NEPA) and local environmental documents for various projects such as the IH 820/IH 20/US 287 Southeast Connector, Collin County Outer Loop, IH 30 in Tarrant County, SH 199, high-speed rail, and off-system projects funded with Regional Toll Revenues. Efforts will include linking regional environmental, community, and economic goals from the Metropolitan Transportation Plan with project-level goals; assisting in the research, analysis, and development of new methodologies for resource studies/analyses for NEPA documents such as the regional tolling and Mobile Source Air Toxics analyses; providing research, analysis, and preparation of documents or sections for NEPA documents; and reviewing NEPA documents. With regard to expediting environmental permits, staff will continue to carry out activities associated with the Memorandum of Agreement between the United States Army Corps of Engineers (USACE) and NCTCOG to expedite the evaluation of Section 404 permits that are required for regional priority transportation projects. Staff will continue to monitor and provide oversight of USACE Section 408 activities related to the Trinity flood control project.

Automated and Connected Vehicles

The Automated and Connected Vehicles (ACV) Program works to advance innovative transportation technologies such as automated vehicles. Program tasks for FY2019 include working with local partners to improve data collection and data sharing practices; assisting partner entities across the region integrate automated and connected vehicles technologies into their existing transportation systems; serving as a touchpoint for private sector firms as they seek test and deploy ACV systems in the region; collaborating with state- and nation-wide partners to determine best practices for ACV planning and implementation; monitoring local, state, and federal ACV policies in order to prepare guidance and policy recommendations for regional decision makers; collaborating with other NCTCOG departments to include automated and connected vehicles into transportation planning activities; and conducting public outreach on ACV technologies.

Legal Services

The Legal Services Program Area provides departmental support for implementation of procurement activities, development of contractual obligations for subrecipient and contractors, and oversight of risk and compliance activities. Additionally, the Legal Services Program Area provides legal advice on a wide range of topics regarding the Transportation Department's programs, projects, policies, and procedures. This includes advice with respect to NCTCOG authority and approvals, Public Information Act requests, Open Meetings Act requirements, enforcement of contractual obligations for sub-grantees and contractors, and interpretation of federal, State, and local laws and regulations impacting RTC and Departmental initiatives. Legal Services also conducts legal sufficiency reviews of agreements necessary to carry out Regional Transportation Council and Departmental initiatives. This program area also provides support for Agency legal services.

NCTCOG DEPARTMENTAL STAFFING SUMMARY
DEPARTMENT: TRANSPORTATION

Position Title	Grade	Full Time		
		2017	2018	2019
Director of Transportation	B-34	1	1	1
Assistant Director of Transportation	B-32	1	1	1
Counsel for Transportation	B-31	1	1	1
Project Engineer	B-31	1	1	1
Senior Program Manager	B-31	5	7	7
Deputy Counsel for Transportation	B-29	-	1	1
Prin Trans System Modeler	B-28	1	2	2
Program Manager	B-28	8	10	9
Data Applications Manager	B-27	-	-	1
Grants and Contracts Manager	B-26	1	-	2
Public Involvement Manager	B-26	1	-	-
Administrative Program Supervisor	B-25	1	-	-
Air Quality Operations Administrator	B-25	1	1	1
Assistant Counsel to Transportation	B-25	1	-	-
Communications Manager	B-25	-	-	1
Grants and Contracts Supervisor	B-25	2	2	2
Principal Transportation/AQ Planner	B-25	13	12	10
Risk and Compliance Coordinator	B-25	-	-	1
Senior Transportation System Modeler	B-25	3	2	2
Transportation System Operations Supervisor	B-25	1	1	1
Technology Supervisor	B-24	-	-	1
Transportation Information Services Coordinator	B-24	-	1	1
Air Quality Op Supervisor	B-23	2	2	2
Communication Supervisor	B-23	2	2	3
Project Management Specialist	B-23	1	1	1
Senior Transportation/AQ Planner	B-23	11	10	15
Geographic Info Specialist III	B-22	-	1	1
Senior Grants and Contract Coordinator	B-22	4	4	3
Senior Information Analyst	B-22	1	-	1
Technology Support Coordinator	B-22	1	1	-
Transportation System Modeler II	B-22	3	4	3
Administrative Program Coordinator	B-21	1	1	1
Communication Coordinator	B-21	3	3	2
Communications Specialist II	B-21	3	2	3
Grants and Contracts Coordinator II	B-21	6	7	4
Graphic Design Coordinator	B-21	1	1	1
Transportation System Modeler I	B-21	1	-	-
Transportation/AQ Planner II	B-21	18	23	25
Transportation/AQ Planner III	B-21	13	17	17
GIS Technician II	B-20	1	-	-
Air Quality Oper Analyst III	B-19	1	2	2
Executive Assistant	B-19	1	1	1
Technology Support Specialist	B-19	-	1	1
Air Quality Operations Analyst II	B-18	1	1	1
Grants and Contracts Coordinator I	B-18	4	3	7
Program Assistant II	B-18	3	4	3
Air Quality Operations Analyst I	B-17	3	2	2
Transportation/AQ Planner I	B-17	15	11	10
Audio/Visual/Computer Support Technician	B-15	1	1	1
Communications Specialist I	B-15	1	2	1
Computer Support Technician	B-15	1	-	-
Senior Administrative Assistant	A-17	7	7	7
Administrative Assistant	A-15	5	5	3
Air Quality Operations Services Assistant II	A-15	-	1	1
Air Quality Operations Services Assistant I	A-13	4	3	1
Totals		161	166	169

NCTCOG DEPARTMENTAL STAFFING SUMMARY
DEPARTMENT: TRANSPORTATION (Continued)

Position Title	Grade	Temporary / Part Time		
		2017	2018	2019
Engineer	B-31	2	2	2
Intern	A-09	13	17	24
Totals		15	19	26

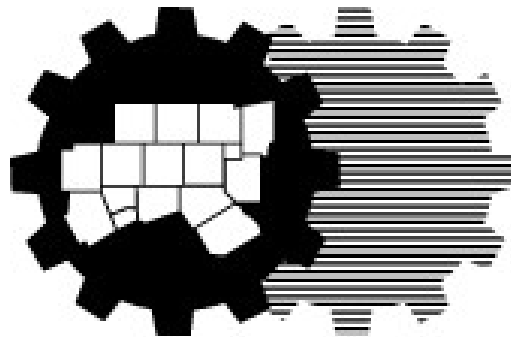
NCTCOG DEPARTMENTAL BUDGET SUMMARY
DEPARTMENT: TRANSPORTATION

Type of Expenditure	Fiscal Year 2017	Fiscal Year 2018	Fiscal Year 2019		
	Actual Expenditures	Budget	Budget	Change	Percentage of Operations
COST OF OPERATIONS					
Salaries	9,345,908	11,478,952	11,835,295	356,343	17.60%
Fringe Benefits	3,974,373	5,245,881	5,408,730	162,849	8.04%
Indirect	2,303,584	2,964,319	3,052,319	88,000	4.54%
Occupancy	863,253	857,546	880,116	22,570	1.31%
Travel	144,863	211,243	188,942	(22,301)	0.28%
Capital Outlay	7,779	311,000	38,000	(273,000)	0.06%
Contract Services	17,913,443	22,845,634	18,266,402	(4,579,232)	27.16%
Other	9,091,488	25,688,029	27,581,587	1,893,558	41.01%
Total Cost of Operations	43,644,691	69,602,604	67,251,391	(2,351,213)	100.00%
Total Pass-Through	91,936	15,135,629	19,407,216	4,271,587	
Total In-Kind	1,801,596	9,062,382	7,582,362	(1,480,020)	
Total Expenditures	45,538,223	93,800,615	94,240,969	440,354	

NCTCOG DEPARTMENTAL FUNDING SUMMARY
DEPARTMENT: TRANSPORTATION

Funding Source	Indirect Charges & Billed Services	Inter - Departmental Transfers	General Fund	Local Governments (In-Kind)	Local Contracts	Total Local Funds	State Administered Grants	Federal Grants	Total Revenues
Texas Department of Transportation	-	-	-	-	-	-	44,837,844	-	44,837,844
Texas Commission of Environmental Quality	-	-	-	-	-	-	23,825,077	-	23,825,077
Federal Transit Authority	-	-	-	-	-	-	-	14,862,457	14,862,457
Local	-	-	-	7,582,362	3,205,060	10,787,422	-	-	10,787,422
Environmental Protection Agency	-	-	-	-	-	-	-	2,042,402	2,042,402
Agency Management	-	71,900	-	-	-	71,900	-	-	71,900
Federal Highway Administration	-	-	-	-	-	-	-	52,111	52,111
Department of Energy	-	-	-	-	-	-	-	50,146	50,146
Environment & Development Department	-	44,500	-	-	-	44,500	-	-	44,500
Community Services Department	-	(49,480)	-	-	-	(49,480)	-	-	(49,480)
Agency Administration Department	-	(1,212,410)	-	-	-	(1,212,410)	-	-	(1,212,410)
Research & Information Service Department	-	(1,071,000)	-	-	-	(1,071,000)	-	-	(1,071,000)
Total Available Revenue:	-	(2,216,490)	-	7,582,362	3,205,060	8,570,932	68,662,921	17,007,116	94,240,969

Program Description	Fiscal Year 2017 Actual			Fiscal Year 2018 Budget			Fiscal Year 2019 Budget		
	Operations	Pass - Through / In-Kind	TOTAL EXPENDITURES	Operations	Pass - Through / In-Kind	TOTAL EXPENDITURES	Operations	Pass - Through / In-Kind	TOTAL EXPENDITURES
Planning and Implementation Programs Non-Formula Funded	33,487,445	1,893,519	35,380,964	58,234,720	24,198,011	82,432,731	55,671,082	26,989,578	82,660,660
Planning Studies Formula Funded (RC1)	9,994,642	13	9,994,655	11,367,884	-	11,367,884	11,517,809	-	11,517,809
Interdepartmental Support	162,604	-	162,604	-	-	-	62,500	-	62,500
Total Expenditures:	43,644,691	1,893,532	45,538,223	69,602,604	24,198,011	93,800,615	67,251,391	26,989,578	94,240,969



**North Central Texas
Council of Governments**

WORKFORCE DEVELOPMENT PROGRAM SUMMARY

MISSION AND GOALS STATEMENT

Workforce Solutions for North Central Texas Department Overview

The North Central Texas Workforce Development Area covers over 10,000 square miles and includes the fourteen counties: Collin, Denton, Ellis, Erath, Hood, Hunt, Johnson, Kaufman, Navarro, Palo Pinto, Parker, Rockwall, Somervell, and Wise. These counties surround Dallas County and Tarrant County and are comprised of the Dallas-Plano-Irving and the Fort Worth-Arlington MSA (per Texas MSA 2014 redefinitions).

Our work is driven by the needs of our business community. Our mission is to advance business-driven talent development strategies that promote economic growth, opportunity and a quality workforce.

Services in the North Central Texas Workforce Development Area include the Workforce Innovations Opportunities Act (WIOA) for Adults, Dislocated Workers and Youth, Employment Services (ES), Choices Program, Supplemental Nutrition Assistance Program Employment & Training (SNAP E&T), Trade Adjustment Act (TAA), Vocational Rehabilitation Services (VRS), Rapid Response Services, Noncustodial Parent (NCP) Choices Program, Veterans Services, Child Care Quality Initiatives and Child Care Services. Additional services may also include those funded through special projects or initiatives.

The Workforce Development Board

The Board consists of 31 members appointed by their elected officials. Because businesses are the driving force within the economy, the Board is comprised largely of private business leaders. However, the Board includes representatives from the other key partners within the workforce system: economic development entities, chambers of commerce, labor, education, and community organizations.

The Workforce Development Board contracts with the North Central Texas Council of Governments to serve as its fiscal agent to provide staff support and administer the day-to-day operations of programs. Workforce Development is responsible for an approximate annual budget of \$89 million. Members of the Workforce Development boards are leaders within their communities and are appointed by the chief elected official of the county in which they reside or operate their business.

Performance, Employer and Job Seeker Services

ResCare Workforce Services operates our 12 Workforce Centers serving the 14 counties in the North Central Texas service area. This includes our joint operating workforce center in Alliance, in partnership with Workforce Solutions for Tarrant County, which focuses on serving the businesses around the Alliance region. Note: In counties where a workforce center is not physically located services are provided on an itinerant basis using our Mobile Workforce Unit (MWU).

The DFW Metroplex is home to the headquarters of 22 Fortune 500 companies and over 174,700 business establishments. From October 1, 2017 to August 30, 2018, the North Central Texas Workforce Area had an average unemployment rate of 3.5%.

Our workforce centers provide services to the entire population which includes unemployed and under-employed individuals seeking a better career or interested in exploring other career options. This year, it is estimated that over 70,000 unique individuals will receive assistance through our workforce centers and we will provide child care services to an estimated 7,439 children every day. The MWU has provided on-site services to employers and communities throughout the region serving 950 customers.

Workforce Solutions for North Central Texas provides employers with recruitment assistance for job openings, labor market information, outplacement services for companies who are downsizing, skills assessment for current employees and assistance in meeting federal and state employment requirements. Job seekers can access labor market and workforce data, information regarding area education and training programs, and access to WorkInTexas.com, the statewide job matching system which connects job seekers to employers. Additionally, we offer workshops on various subjects from job search techniques to interviewing skills, as well as training for high growth occupations and support services such as child care and transportation.

NCTCOG DEPARTMENTAL BUDGET SUMMARY
DEPARTMENT: WORKFORCE DEVELOPMENT

Type of Expenditure	Fiscal Year 2017	Fiscal Year 2018	Fiscal Year 2019		Percentage of Operations
	Actual Expenditures	Budget	Budget	Change	
COST OF OPERATIONS					
Salaries	2,298,216	2,561,157	2,983,874	422,717	28.61%
Fringe Benefits	980,766	1,170,449	1,363,630	193,181	13.08%
Indirect	571,446	660,494	769,508	109,014	7.38%
Occupancy	255,919	448,338	2,221,099	1,772,761	21.30%
Travel	174,023	225,822	264,292	38,470	2.53%
Capital Outlay	32,646	102,850	274,685	171,835	2.63%
Contract Services	268,489	1,365,560	1,513,992	148,432	14.52%
Other	5,849,252	643,516	1,038,001	394,485	9.95%
Total Cost of Operations	10,430,757	7,178,186	10,429,081	3,250,895	100.00%
	-	-	-		
Total Pass-Through	46,157,643	65,703,299	75,463,443	9,760,144	
	-	-	-		
Total In-Kind	4,045,271	3,595,290	2,883,600	(711,690)	
	-	-	-		
Total Expenditures	60,633,671	76,476,775	88,776,124	12,299,349	

NCTCOG DEPARTMENTAL FUNDING SUMMARY									
DEPARTMENT: WORKFORCE DEVELOPMENT									
Funding Source	Indirect Charges & Billed Services	Inter-Departmental Transfers	General Fund	Local Governments (In-Kind)	Local Contracts	TOTAL LOCAL FUNDS	State Administered Grants	Federal Grants	TOTAL REVENUES
Texas Workforce Commission	-	-	-	2,883,600	-	2,883,600	89,503,273	-	92,386,873
Administration Department	-	(768,295)	-	-	-	(768,295)	-	-	(768,295)
Research & Information Services Department	-	(2,842,454)	-	-	-	(2,842,454)	-	-	(2,842,454)
Total Available Revenue:	-	(3,610,749)	-	2,883,600	-	(727,149)	89,503,273	-	88,776,124

Program Description	Fiscal Year 2017 Actual			Fiscal Year 2018 Budget			Fiscal Year 2019 Budget		
	Operations	Pass - Through / In-Kind	TOTAL EXPENDITURES	Operations	Pass - Through / In-Kind	TOTAL EXPENDITURES	Operations	Pass - Through / In-Kind	TOTAL EXPENDITURES
Child Care	3,788,447	42,154,885	45,943,332	3,551,011	53,958,811	57,509,822	3,356,115	64,829,452	68,185,567
Workforce Innovations Opportunities Act (WIOA)	4,078,357	4,569,291	8,647,648	2,133,091	7,537,357	9,676,448	3,783,064	8,007,902	11,790,966
Temporary Assistance for Needy Families (TANF)	1,158,188	1,889,185	3,047,373	726,798	2,306,361	3,033,159	1,293,344	1,608,171	2,901,515
Trade Adjustment Assistance	365,962	22,436	388,398	25,143	1,754,422	1,779,565	93,186	1,678,441	1,771,627
Vocational Rehabilitation	169,619	202,716	372,335	64,415	1,075,726	1,140,141	524,055	974,882	1,498,937
Supplemental Nutrition Assistance Program (SNAP)	269,991	488,763	758,754	173,299	537,584	710,883	348,195	340,452	688,647
Employment Services	144,298	444,738	589,036	124,169	509,680	633,849	572,456	68,174	640,630
RESEA	-	-	-	14,833	399,613	414,446	80,186	322,517	402,703
NEG Oil/Gas	103,583	237,365	340,948	173,868	823,190	997,058	23,470	334,699	358,169
Non Custodial Parent (NCP) TANF	52,638	99,271	151,909	47,572	243,283	290,855	102,763	164,114	266,877
TWC Workforce Initiatives	122,929	7,476	130,405	110,037	(9,957)	100,080	98,117	1,963	100,080
Texas Veterans Commission	17,261	85,405	102,666	5,978	82,184	88,162	94,554	8,690	103,244
Business Service Award	23,143	-	23,143	-	30,000	30,000	30,408	-	30,408
Resource Administration Grant	24,049	-	24,049	21,629	(2,152)	19,477	20,615	(861)	19,754
SCSEP	-	-	-	343	12,157	12,500	8,553	8,447	17,000
Externship for Teachers	-	-	-	-	40,330	40,330	-	-	-
Industry-Recognized Skills Certification Initiative	49,703	-	49,703	-	-	-	-	-	-
Local Innovation Partnership Grants	42,514	-	42,514	-	-	-	-	-	-
High Growth In Demand Job Training	16,116	-	16,116	-	-	-	-	-	-
Local Projects	2,744	1,383	4,127	-	-	-	-	-	-
Agency Administration Department Support	1,215	-	1,215	-	-	-	-	-	-
Total Expenditures:	10,430,757	50,202,914	60,633,671	7,178,186	69,298,589	76,476,775	10,429,081	78,347,043	88,776,124

EMERGENCY PREPAREDNESS PROGRAM SUMMARY

MISSION AND GOALS STATEMENT

The primary mission of the Emergency Preparedness Department is to enhance lasting partnerships and proactive emergency preparedness initiatives through advocacy, communication and collaboration.

HOMELAND SECURITY FUNDING FOR THE NORTH CENTRAL TEXAS REGION

In FY2019, the D/FW/A Urban Area will receive approximately \$14,800,000 in GY2018 Urban Area Security Initiative (UASI) funds from the U.S. Department of Homeland Security to be expended between September 1, 2018 and August 30, 2021. At least 25% of the funding award must be dedicated toward law enforcement activities for a total of \$3,700,000. A Cyber Security Investment justification was added as a new requirement this year. Once funds are received, allocations are awarded to regional projects, the three UASI core cities (Dallas, Fort Worth, and Arlington), four metro counties (Collin, Dallas, Denton, and Tarrant), and jurisdictions with a population of 100,000 within those counties. The Urban Area Working Group utilizes regional working groups comprised of subject matter experts representing various disciplines to review discipline specific information and projects. The regional working groups include Training & Exercise, Explosive Ordinance Disposal, Urban Search and Rescue, Hazardous Materials, Special Weapons and Tactics, Citizen Corps Programs, Public Education, Fusion Center, Interoperable Communications, Emergency Management, Public Works Emergency Response Group, Emergency GIS Response Team, and Unmanned Aerial Systems.

Additionally, the region will receive \$1,754,732.88 from the GY2018 State Homeland Security Program (SHSP) grant funds from the U.S. Department of Homeland Security through the Governor's Office of the State of Texas. These funds will be expended, in part during FY2019, between September 1, 2018 and August 30, 2021. At least 25% of the award must be dedicated toward law enforcement activities for a total of \$438,683.22. Funding from the GY2018 SHSP Grant supports the implementation of State Homeland Security Strategies to address the capability targets established in the regional Threat and Hazard Identification and Risk Assessment (THIRA). The Regional Emergency Preparedness Advisory Committee (REPAC) utilized the regional working groups to create and submit projects to benefit the region. These projects will close capability gaps and build new capabilities by enhancing citizen preparedness in disaster events, providing equipment and training to regional special response teams, and funding regional full-scale training and exercises. As a result of the funded projects, the capacity of local governments throughout the region to prevent, protect against, mitigate, respond to, and recover from a terrorist incident or other catastrophic event will be greatly enhanced.

In addition to Homeland Security grant funds, the department will receive a total of \$30,000.00 for a joint project with the North Central Texas Trauma Regional Advisory Council (NCTTRAC) and the Department of State Health Services (DSHS), \$15,000.00 from each of the two agencies. This joint project will also utilize \$15,000.00 of Homeland Security funds, and will be administered by the Emergency Preparedness Department.

MITIGATION

The Emergency Preparedness Department has received \$7,352,000 in mitigation project awards to date for the North Central Texas Safe Room Rebate Program, and anticipates a \$980,000 award for the program in 2019. The Rebate Program has resulted in 1295 safe room installations in the region through FY2018; NCTCOG will continue to provide rebates on a first come, first served basis as funds allow.

For 2019 mitigation planning, the Emergency Preparedness Department received a \$352,000 award in 2017 to update the Tarrant County multijurisdictional hazard mitigation plan, on which work will continue through June 2019. In addition, NCTCOG is expected to receive planning project awards totaling \$432,000 to start updates on five NCT county multi-jurisdiction hazard mitigation plans in 2019.

COLLABORATIVE ADAPTIVE SENSING OF THE ATMOSPHERE (CASAWX)

North Central Texas Council of Governments (NCTCOG) Emergency Preparedness Department is continuing to coordinate the Collaborative Adaptive Sensing of the Atmosphere (CASA WX) project.

The Emergency Preparedness Department anticipates it will receive approximately \$230,000 in CASA WX Program member dues for FY2019. CASA WX Membership dues are used to fund the operations of the CASA radar network as well as overarching organizational support. Organizational support includes coordination of the CASA WX Executive Council and collaboration with the CASA researchers at the University of Massachusetts and engineers at Colorado State University. Using the CASA WX program member dues, NCTCOG will contract with the CASA WX partners for installation and operation of the CASA WX radars.

LOCAL PROGRAM

The Emergency Preparedness Department anticipates it will receive approximately \$450,000 in Regional Emergency Preparedness Program member dues for FY2019. This is a slight increase over FY2018 mainly due to regional special districts strong interest with participating more in emergency preparedness programs. The Program is one of the largest and most effective emergency preparedness efforts in the United States. It facilitates collaborative planning, projects and programs that help to build both local and regional capabilities, which in turn enhance the protection of our North Central Texas populations and critical infrastructure. Member dues are used to fund a diverse variety of services aimed at creating a stronger, safer region through lasting partnerships and proactive emergency preparedness initiatives. The overarching expense from this funding stream is organizational support. Deliverables are intended to embrace the needs of a wide spectrum of disciplines associated with emergency preparedness and management, including public service, police, fire, emergency management, public works, transportation, special districts, emergency medical services, and others. FY2019 Regional Emergency Preparedness Program dues will help address ever changing regional needs, facilitate regional meetings to seek collaborative solutions to common issues, support information technology to better enhance the safety of our region, and allow the Department to remain fluid in our response to emergency management needs. In FY2018, member dues supported the work of over 20 specialized regional working groups, regional support to Hurricane Harvey, an Integrated Warning Team (IWT) workshop in conjunction with the National Weather Service, planning for the numerous regional exercises, to include an Active Shooter Consequence Management seminar and tabletop exercise, numerous regional meetings, and ongoing collaborative emergency preparedness efforts.

FY2019 member dues will continue to support identified regional emergency preparedness goals, bring information and training to meet regional needs, and support standard functions such as regional trainings, exercise support, working group facilitation, grant assistance and management, project facilitation and support; and advocacy services when appropriate. As a result, of member support and the economy of scale brought about through regional efforts, the Emergency Preparedness Department is able provide these and other identified services, and accomplish regional goals and objectives that could not otherwise be met.

NCTCOG DEPARTMENTAL STAFFING SUMMARY
DEPARTMENT: EMERGENCY PREPAREDNESS

Position Title	Grade	Full Time		
		2017	2018	2019
Director of Emergency Preparedness	B-32	1	1	1
Emergency Preparedness Manager	B-28	1	1	1
Emergency Preparedness Supervisor	B-25	1	1	1
Senior Emergency Preparedness Specialist	B-23	2	2	2
Emergency Preparedness Spec	B-21	5	3	4
Emergency Preparedness Program Assistant II	B-18	-	2	1
Emergency Preparedness Program Assistant	B-17	-	1	1
Administrative Assistant	A-15	1	1	1
	Totals	11	12	12

Position Title	Grade	Temporary / Part Time		
		2017	2018	2019
Emergency Preparedness Specialist	B-21	-	1	-
Emergency Preparedness Program Assistant	B-17	-	1	2
Administrative Assistant	A-15	-	-	-
Intern	A-09	1	2	-
	Totals	1	4	2

NCTCOG DEPARTMENTAL BUDGET SUMMARY
DEPARTMENT: EMERGENCY PREPAREDNESS

Type of Expenditure	Fiscal Year 2017	Fiscal Year 2018	Fiscal Year 2019		Percentage of Operations
	Actual Expenditures	Budget	Budget	Change	
COST OF OPERATIONS					
Salaries	557,488	695,811	760,870	65,059	19.46%
Fringe Benefits	227,970	304,978	312,642	7,664	8.00%
Indirect	136,915	177,140	190,012	12,872	4.86%
Occupancy	52,812	52,812	54,199	1,387	1.39%
Travel	75,453	100,000	60,388	(39,612)	1.54%
Capital Outlay	-	-	-	-	-
Contract Services	999,325	1,774,230	2,124,674	350,444	54.34%
Other	622,667	989,850	407,303	(582,547)	10.42%
Total Cost of Operations	2,672,630	4,094,821	3,910,088	(184,733)	100.00%
Total Pass-Through	628	-	-	-	
Total In-Kind	325,234	674,732	1,434,986	760,254	
Total Expenditures	2,998,492	4,769,553	5,345,074	575,521	

NCTCOG DEPARTMENTAL FUNDING SUMMARY
DEPARTMENT: EMERGENCY PREPAREDNESS

Funding Source	Indirect Charges & Billed Services	Inter - Departmental Transfers	General Fund	Local Governments (In-Kind)	Local Contracts/ Local Administered	TOTAL LOCAL FUNDS	State Administered Grants	Federal Grants	TOTAL REVENUES
Texas Department of Public Safety	-	-	-	1,434,986	-	1,434,986	1,579,454	-	3,014,440
Office of the Governor	-	-	-	-	-	-	1,735,634	-	1,735,634
Local Contributions	-	-	-	-	675,000	675,000	-	-	675,000
City of Dallas	-	-	-	-	45,000	45,000	-	-	45,000
Department of State Health Services	-	-	-	-	15,000	15,000	-	-	15,000
North Central Texas Trauma Regional Advisory Council	-	-	-	-	15,000	15,000	-	-	15,000
Research & Informations Services Department	-	(40,000)	-	-	-	(40,000)	-	-	(40,000)
Administration Department	-	(115,000)	-	-	-	(115,000)	-	-	(115,000)
Total Available Revenue:	-	(155,000)	-	1,434,986	750,000	2,029,986	3,315,088	-	5,345,074

Program Description	Fiscal Year 2017 Actual			Fiscal Year 2018 Budget			Fiscal Year 2019 Budget		
	Operations	Pass - Through / In-Kind	TOTAL EXPENDITURES	Operations	Pass - Through / In-Kind	TOTAL EXPENDITURES	Operations	Pass - Through / In-Kind	TOTAL EXPENDITURES
Safe Room Rebate	448,175	315,607	763,782	374,901	493,732	868,633	1,281,538	1,326,986	2,608,524
State Homeland Security Grant Program (SHSGP)	1,212,063	-	1,212,063	1,871,207	-	1,871,207	1,298,677	-	1,298,677
Urban Area Security Initiative (UASI)	222,614	-	222,614	478,713	-	478,713	428,900	-	428,900
Emergency Preparedness Local Projects	723,614	628	724,242	430,000	-	430,000	411,364	-	411,364
Pre Disaster Mitigation	21,305	9,627	30,932	264,000	91,500	355,500	248,416	108,000	356,416
CASA WX (Local)	-	-	-	250,000	-	250,000	211,193	-	211,193
DShS (Local Administered)	-	-	-	-	-	-	15,000	-	15,000
NCTTRAC (Local Administered)	-	-	-	-	-	-	15,000	-	15,000
Public Health Emergency Preparedness (PHEP)	41,071	-	41,071	-	-	-	-	-	-
Hazard Mitigation Program	3,788	-	3,788	426,000	89,500	515,500	-	-	-
Total Expenditures:	2,672,630	325,862	2,998,492	4,094,821	674,732	4,769,553	3,910,088	1,434,986	5,345,074

PUBLIC EMPLOYEE BENEFITS COOPERATIVE PROGRAM SUMMARY

MISSION AND GOALS STATEMENT

The Public Employee Benefits Cooperative (PEBC) was created in 1998. Faced with rapidly increasing medical costs, Dallas and Tarrant counties banded together to form a regional cooperative program, called the Public Employee Benefits Cooperative of North Texas (PEBC), to help generate savings in its employee health-benefits program. One year later, the North Texas Tollway Authority joined the PEBC. Denton County joined the PEBC effective January 1, 2003 and Parker County joined on January 1, 2010.

The member governments of the PEBC are dedicated to providing choice, flexibility and value as it strives to manage costs of health care. On behalf of its member governments, the PEBC works diligently to keep benefit costs affordable.

The PEBC is successful in reducing plan costs and improving benefit and service levels for its member groups by standardizing processes and centralizing management and administration of all PEBC plans. The organization has created a common plan design for all health benefits, to which all PEBC member groups must subscribe.

On behalf of its member governments, the PEBC provides many services, including the joint purchase of employee benefits and a cost effective, centralized administration. With current economic conditions and the rapidly rising cost of health care, benefits of PEBC membership are even more valuable today.

NCTCOG DEPARTMENTAL STAFFING SUMMARY
DEPARTMENT: PUBLIC EMPLOYEE BENEFITS COOPERATIVE

Position Title	Grade	Full Time		
		2017	2018	2019
Executive Director of Public Employee Benefits Cooperative	B-32	1	1	1
Assistant Director of Public Employee Benefits Cooperative	B-29	1	1	1
Manager of Data Integrity	B-26	1	1	1
Senior Plan Specialist	B-21	1	1	1
Plan Specialist	B-19	1	1	1
Totals		5	5	5

NCTCOG DEPARTMENTAL BUDGET SUMMARY
DEPARTMENT: PUBLIC EMPLOYEE BENEFITS COOPERATIVE

Type of Expenditure	Fiscal Year 2017	Fiscal Year 2018	Fiscal Year 2019		Percentage of Operations
	Actual Expenditures	Budget	Budget	Change	
COST OF OPERATIONS					
Salaries	317,946	423,744	395,668	(28,076)	28.07%
Fringe Benefits	135,684	193,651	180,820	(12,831)	12.83%
Indirect	79,073	109,279	102,038	(7,241)	7.24%
Occupancy	42,193	42,193	43,303	1,110	3.07%
Travel	464	10,500	9,000	(1,500)	0.64%
Capital Outlay	-	-	-	-	-
Contract Services	528,201	257,834	257,834	-	18.29%
Other	52,936	295,820	420,884	125,064	29.86%
Total Cost of Operations	1,156,497	1,333,021	1,409,547	76,526	100.00%
Total Pass-Through	-	-	-	-	
Total In-Kind	-	-	-	-	
Total Expenditures	1,156,497	1,333,021	1,409,547	76,526	

NCTCOG DEPARTMENTAL FUNDING SUMMARY
DEPARTMENT: PUBLIC EMPLOYEE BENEFITS COOPERATIVE

Funding Source	Indirect Charges & Billed Services	Inter-Departmental Transfers	General Fund	Local Governments (In-Kind)	Local Contracts	TOTAL LOCAL FUNDS	State Administered Grants	Federal Grants	TOTAL REVENUES
Public Employees Benefits Cooperative Participants	-	-	-	-	1,690,547	1,690,547	-	-	1,690,547
Research & Information Services Department	-	(281,000)	-	-	-	(281,000)	-	-	(281,000)
Total Available Revenue:	-	(281,000)	-	-	1,690,547	1,409,547	-	-	1,409,547
Fiscal Year 2017 Actual									
Program Description	Operations	Pass - Through / In-Kind	TOTAL EXPENDITURES	Operations	Pass - Through / In-Kind	TOTAL EXPENDITURES	Operations	Pass - Through / In-Kind	TOTAL EXPENDITURES
	Public Employees Benefit Cooperative	-	1,156,497	1,333,021	-	1,333,021	1,409,547	-	1,409,547
Total Expenditures:	1,156,497	-	1,156,497	1,333,021	-	1,333,021	1,409,547	-	1,409,547
Fiscal Year 2018 Budget									
Fiscal Year 2019 Budget									